



MANUFACTURERS & DISTRIBUTORS
OF ALUMINIUM MATERIALS



PRODUCT CATALOGUE

2016

ALCENTRE

GROUP PTY LTD



Address: 2/1-15 Bennett St Chester Hill NSW 2162
Postal Address: PO BOX 266 Chester Hill NSW 2162
Tel: 0061-2-9724 5566
Fax: 0061-2-9724 3977
alcentregroup.com.au
sales@alcentregroup.com.au



Contents

Sheet & Plate & Mesh And Security Grilles

Flat Sheet	Page 1-3
Tread Plate	Page 3
Perforated Mesh	Page 4
One Way Mesh	Page 5
Security Grilles	Page 5

Aluminium In Timber Colour Finish

Aluminium In Timber Colour Finish	Page 6-9
-----------------------------------	-------	----------

Geometric Shapes

Round Hollow Section	Page 10
Square Hollow Section	Page 11-13
Rectangular Hollow Section	Page 14-22
Angle	Page 23-24
Channel	Page 25
Round Rod	Page 26
Square Bar	Page 26
H Section	Page 26
Flat Bar	Page 27-28
T Section	Page 28

Handrail

Handrail	Page 29-30
----------	-------	------------



Louvre System

Louvre Blade	Page 31-32
Fixed Louvre System	Page 33-37
Movable Louvre System	Page 38-44

Glazing System

Aluminium Spigot & Stand Off	Page 45-47
Glazing Channel	Page 48-49
40x40mm Square Semi Frameless Glazing Post	Page 50-51
50mm Square Semi Frameless Glazing Post	Page 52-53
50mm Square Semi Frameless Glazing Post(10mm Glass)	Page 54
50mm Round Semi Frameless Glazing Post	Page 55
50mm Round Semi Frameless Glazing Post(10mm Glass)	Page 56
Heavy Duty Glazing Channel	Page 57
Awning & Glazing System	Page 58

Punched Section

Special Punched	Page 59-61
Rectangular Hole	Page 62-65
Square Hole	Page 66-67
Punched Channel	Page 68-69
Round Hole	Page 70



Auto Gate System

Auto Gate System	Page 71
Auto Gate Operator	Page 71

Infill System

Infill System (Part Weld)	Page 72
Infill System (No Weld)	Page 73

Hardware

Ring	Page 74
Base Cap	Page 74-75
Elbow & Bracket	Page 76-77
Aluminium End Cap	Page 78-80
Plastic Inserts	Page 81-82
D & D Products	Page 83-87
Spear Head	Page 87-88
Hardware For Fencing	Page 89-90
Hardware For Gate	Page 91-96

Stainless Steel Fitting

Stainless Steel Fitting	Page 97-125
-------------------------	-------------


Shower Screen

Shower Screen	Page 126-130
---------------	--------------

Grinding&Polish and Cutting Wheels

Hole Saw Set	Page 131
Grinding Wheel	Page 131
Cutting Wheel	Page 131
Polifan	Page 132

Flat Sheet



Item Code	Thickness (mm)	Width (mm)	Length (mm)	Alloy Temper
50-0.8-9001800	0.8	900	1800	5005H34
50-0.8-12002400	0.8	1200	2400	5005H34
50-1.0-9001800	1	900	1800	5005H34
50-1.0-12002400	1	1200	2400	5005H34
50-1.2-9001800	1.2	900	1800	5005H34
50-1.2-12002400	1.2	1200	2400	5005H34
50-1.2-12003000	1.2	1200	3000	5005H34
50-1.2-12003600	1.2	1200	3600	5005H34
50-1.2-12002400-5052	1.2	1200	2400	5052H32
50-1.2-12003000-5052	1.2	1200	3000	5052H32
50-1.6-9001800	1.6	900	1800	5005H34
50-1.6-12002400	1.6	1200	2400	5005H34
50-1.6-12003000	1.6	1200	3000	5005H34
50-1.6-12003600	1.6	1200	3600	5005H34
50-1.6-15003000	1.6	1500	3000	5005H34
50-1.6-15003600	1.6	1500	3600	5005H34
50-1.6-12002400-5052	1.6	1200	2400	5052H32
50-1.6-12003000-5052	1.6	1200	3000	5052H32




Flat Sheet



Item Code	Thickness (mm)	Width (mm)	Length (mm)	Alloy Temper
50-2.0-9001800	2	900	1800	5005H34
50-2.0-12002400	2	1200	2400	5005H34
50-2.0-12003000	2	1200	3000	5005H34
50-2.0-12003600	2	1200	3600	5005H34
50-2.0-15002400	2	1500	2400	5005H34
50-2.0-15003000	2	1500	3000	5005H34
50-2.0-15003600	2	1500	3600	5005H34
50-2.0-12002400-5052	2	1200	2400	5052H32
50-2.0-12003000-5052	2	1200	3000	5052H32
50-3.0-9001800	3	900	1800	5005H34
50-3.0-12002400	3	1200	2400	5005H34
50-3.0-12003000	3	1200	3000	5005H34
50-3.0-12003600	3	1200	3600	5005H34
50-3.0-15002400	3	1500	2400	5005H34
50-3.0-15003000	3	1500	3000	5005H34
50-3.0-15003600	3	1500	3600	5005H34
50-3.0-12002400-5052	3	1200	2400	5052H32
50-3.0-12003000-5052	3	1200	3000	5052H32

Flat Sheet



Item Code	Thickness (mm)	Width (mm)	Length (mm)	Alloy Temper
50-3.0-15002400-5052	3	1500	2400	5052H32
50-3.0-15003000-5052	3	1500	3000	5052H32
50-4.0-12002400	4	1200	2400	5005H34
50-5.0-12002400	5	1200	2400	5005H34
50-6.0-12002400	6	1200	2400	5005H34

Tread Plate Five Bar




Item Code	Thickness (mm)	Width (mm)	Length (mm)	Alloy Temper
50-TP-1.6-12002400	1.6	1200	2400	5052 O
50-TP-2-12002400	2	1200	2400	5052 O
50-TP-3-12002400	3	1200	2400	5052 O
50-TP-5-12002400	5	1200	2400	5052 O
50-TP-5-15002400	5	1500	2400	5052 O
50-TP-5-15003000	5	1500	3000	5052 O
50-TP-6-12002400	6	1200	2400	5052 O



Perforated Mesh


Hole Size:2.4mm
Open Area:40%



Item Code	Thickness (mm)	Width (mm)	Length (mm)	Alloy Temper
50-PM-2.0-7502000-R2.4	2	750	2000	5052H32
50-PM-2.0-7502400-R2.4	2	750	2400	5052H32
50-PM-2.0-9002000-R2.4	2	900	2000	5052H32
50-PM-2.0-9002400-R2.4	2	900	2400	5052H32
50-PM-2.0-12002000-R2.4	2	1200	2000	5052H32
50-PM-2.0-12002400-R2.4	2	1200	2400	5052H32
50-PM-2.0-15002000-R2.4	2	1500	2000	5052H32

Perforated Mesh


Hole Size:4.5mm
Open Area:40%



Item Code	Thickness (mm)	Width (mm)	Length (mm)	Alloy Temper
50-PM-1.6-9002400-R4.5	1.6	900	2400	5052H32
50-PM-1.6-12002400-R4.5	1.6	1200	2400	5052H32


Perforated Mesh

Hole Size:6.4mm
Open Area:40%



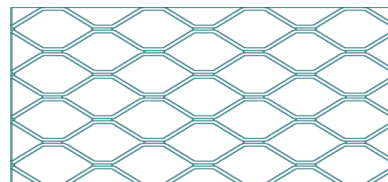
Item Code	Thickness (mm)	Width (mm)	Length (mm)	Alloy Temper
50-PM-3.0-9002400-R6.4	3	900	2400	5052H32
50-PM-3.0-12002400-R6.4	3	1200	2400	5052H32

Super Mesh



Item Code	Thickness (mm)	Width (mm)	Length (mm)	Colour
50-SM-7602000-Mill	0.5	760	2000	Mill
50-SM-7602000-Black	0.5	760	2000	Black
50-SM-7602000-White	0.5	760	2000	White
50-SM-7602000-Primrose	0.5	760	2000	Primrose
50-SM-9002200-Mill	0.5	900	2200	Mill
50-SM-9002200-Black	0.5	900	2200	Black
50-SM-9002200-White	0.5	900	2200	White
50-SM-9002200-Primrose	0.5	900	2200	Primrose
50-SM-12002200-Mill	0.5	1200	2200	Mill
50-SM-12002200-Black	0.5	1200	2200	Black
50-SM-12002200-White	0.5	1200	2200	White
50-SM-12002200-Primrose	0.5	1200	2200	Primrose

Security Grilles



Item Code	Thickness (mm)	Width (mm)	Length (mm)	Colour
50-SG-7502050	7	750	2050	Mill
50-SG-7502450	7	750	2450	Mill
50-SG-8352050	7	835	2050	Mill
50-SG-9202050	7	920	2050	Mill
50-SG-9202450	7	920	2450	Mill
50-SG-12502050	7	1250	2050	Mill
50-SG-12502450	7	1250	2450	Mill



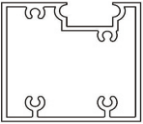
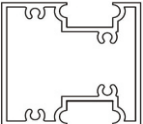







Aluminium In Timber Colour Finish

(Western Red Cedar)


50X10 Slat



CODE	DESCRIPTION	PICTURE	LENGTH	BUNDLE QTY
66-T-5050CN	Timber Finish System 50X50(mm) Channel		6.5	6
66-T-CP	Timber Finish System Capping		6.5	10
66-T-5050S	Timber Finish System 50X50(mm) One Way		6.5	4
66-T-5050D	Timber Finish System 50X50(mm) Two Way		6.5	4
66-T-5050C	Timber Colour Frame Top Or Bottom With Screw hole		6.5	4
66-T-5010	Rectangular Hollow Section 50X10X1.1(mm)		6.5	10
66-T-5010INFILL10	Timber Finish System Infill For 50X10 (10mm Gap)		6.5	
66-T-5050BC	Timber Finish System Base Cap 50X50		Each	Each
66-T-5050EC	Timber Finish System End Cap 50X50(mm)		Each	Each

Aluminium In Timber Colour Finish

(Western Red Cedar)
65X16 Slat



CODE	DESCRIPTION	PICTURE	LENGTH	BUNDLE QTY
66-T-5030S	Timber Finish System 50X30(mm) One Way		6	4
66-T-5030D	Timber Finish System 50X30(mm) Two Way		6	4
66-T-TB5030	Timber Color Frame Top Or Bottom With Screw hole		6.5	4
66-T-6516	Rectangular Hollow Section 65X16X1.1(mm)		6.5	4
66-T-6516INFILL10	Timber Finish System Infill For 65X16 (10mm Gap)		6.5	4
66-T-255422516	Timber Finish System U CHANNEL 25X54.2X25X1.6		6.5	10
66-T-PAINT	Touch Up Paint		Each	12

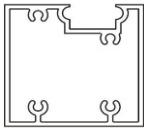

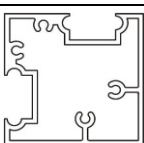






Aluminium In Timber Colour Finish

(Western Red Cedar)

65X16 Slat



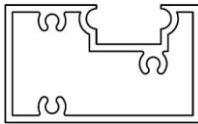
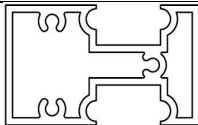




CODE	DESCRIPTION	PICTURE	LENGTH	BUNDLE QTY
66-T-5050S	Timber Finish System 50X50(mm) One Way		6.5	4
66-T-5050D	Timber Finish System 50X50(mm) Two Way		6.5	4
66-T-5050C	Timber Colour Frame Top Or Bottom With Screw hole		6.5	4
66-T-6516	Rectangular Hollow Section 65X16X1.1(mm)		6.5	4
66-T-6516INFILL20	Timber Finish System Infill For 65X16 (20mm Gap)		6.5	
66-T-5050BC	Timber Finish System Base Cap 50X50		Each	Each
66-T-5050EC	Timber Finish System End Cap 50X50(mm)		Each	Each

Aluminium In Timber Colour Finish

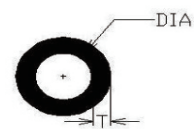
(Western Red Cedar)

50X10 Slat



CODE	DESCRIPTION	PICTURE	LENGTH	BUNDLE QTY
66-T-5030S	Timber Finish System 50X30(mm) One Way		6	4
66-T-5030D	Timber Finish System 50X30(mm) Two Way		6	4
66-T-TB5030	Timber Colour Frame Top Or Bottom With Screw hole		6.5	4
66-T-5010	Rectangular Hollow Section 50X10X1.1(mm)		6.5	10
66-T-5010INFILL10	Timber Finish System Infill For 50X10 (10mm Gap)		6.5	
66-T-PAINT	Touch Up Paint		Each	12

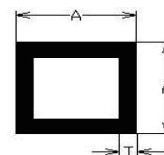




Round Hollow Tube

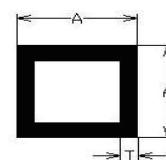
CODE	DESCRIPTION DIAXT(mm)	ALLOY	LENGTH (m)	BUNDLE QTY	FINISH
01-1616	ROUND TUBE 16X1.6	6060	6	20	MILL
01-1912	ROUND TUBE 19X1.2	6060	6	20	MILL
01-1916	ROUND TUBE 19X1.6	6060	6	20	MILL
01-2516	ROUND TUBE 25X1.6	6060	6	20	MILL
01-2530	ROUND TUBE 25X3.0	6060	6	10	MILL
01-3216	ROUND TUBE 32X1.6	6060	6	10	MILL
01-3220	ROUND TUBE 32X2.0	6060	6	8	MILL
01-3230	ROUND TUBE 32X3.0	6060	6	8	MILL
01-4020	ROUND TUBE 40X2.0	6060	6	4	MILL
01-4020-A	ROUND TUBE 40X2.0	6060	6	4	CLEAR ANODISE
01-403.0	ROUND TUBE 40X3.0	6060	6	4	MILL
01-4030-A	ROUND TUBE 40X3.0	6060	6	4	CLEAR ANODISE
01-5020	ROUND TUBE 50X2.0	6060	6	4	MILL
01-5020-A	ROUND TUBE 50X2.0	6060	6	4	CLEAR ANODISE
01-5030	ROUND TUBE 50X3.0	6060	6.5	4	MILL
01-5030-A	ROUND TUBE 50X3.0	6060	6	4	CLEAR ANODISE
01-6020	ROUND TUBE 60X2.0	6060	6.5	3	MILL
01-6030	ROUND TUBE 60X3.0	6060	6	3	MILL
01-7530	ROUND TUBE 75X3.0	6060	6	1	MILL
01-10030	ROUND TUBE 100X3.0	6060	6	1	MILL
01-10060	ROUND TUBE 100X6.0	6060	6	1	MILL

Square Hollow Section



CODE	DESCRIPTION AXAXT(mm)	ALLOY	LENGTH (m)	BUNDLE QTY	FINISH
02-121216	SHS 12X12X1.6	6060	6	20	MILL
02-161616	SHS 16X16X1.6	6060	6	20	MILL
02-191912R1.5	SHS 19X19X1.2R1.5	6060	6	20	MILL
02-191912R1.5-6.5	SHS 19X19X1.2R1.5	6060	6.5	20	MILL
02-191916	SHS 19X19X1.6	6060	6	20	MILL
02-191916-6.5	SHS 19X19X1.6	6060	6.5	20	MILL
02-252512	SHS 25X25X1.2	6060	6	10	MILL
02-252516	SHS 25X25X1.6	6060	6	10	MILL
02-252520	SHS 25X25X2.0	6060	6	10	MILL
02-323220	SHS 32X32X2.0	6060	6	8	MILL
02-383816-6.5	SHS 38X38X1.6	6060	6.5	6	MILL
02-383820-6.5	SHS 38X38X2.0	6060	6.5	4	MILL
02-383825-6.5	SHS 38X38X2.5	6060	6.5	4	MILL
02-383829-6.5	SHS 38X38X2.9	6060	6.5	4	MILL
02-404016-6.5	SHS 40X40X1.6	6060	6.5	4	MILL
02-404020-6.5	SHS 40X40X2.0	6060	6.5	4	MILL
02-404025-6.5	SHS 40X40X2.5	6060	6.5	4	MILL
02-404030-6.5	SHS 40X40X3.0	6060	6.5	4	MILL
02-454525-6.5	SHS 45X45X2.5	6060	6.5	4	MILL
02-454545-6.5	SHS 45X45X4.5	6060	6.5	4	MILL

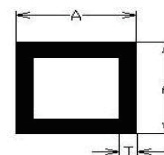




Square Hollow Section

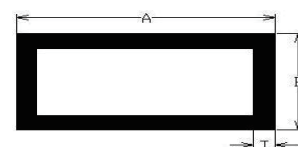
CODE	DESCRIPTION AXAXT(mm)	ALLOY	LENGTH (m)	BUNDLE QTY	FINISH
02-505016-6.5	SHS 50X50X1.6	6060	6.5	4	MILL
02-505020-6.5	SHS 50X50X2.0	6060	6.5	4	MILL
02-505020-Black	SHS 50X50X2.0	6060	6.5	2	BLACK
02-505020-White	SHS 50X50X2.0	6060	6.5	2	White
02-505020-Primrose	SHS 50X50X2.0	6060	6.5	2	Primrose
02-505020-Paperbark	SHS 50X50X2.0	6060	6.5	2	Paperbark
02-505020R6.5-6.5	SHS 50X50X2.0R6.5	6060	6.5	4	MILL
02-505025-6.5	SHS 50X50X2.5	6060	6.5	4	MILL
02-505030-6.5	SHS 50X50X3.0	6060	6.5	4	MILL
02-656525	SHS 65X65X2.5	6060	6	2	MILL
02-757520	SHS 75X75X2.0	6060	6	2	MILL
02-757530	SHS 75X75X3.0	6060	6	2	MILL
02-909025-6.5	SHS 90X90X2.5	6060	6.5	1	MILL
02-10010020-6.5	SHS 100X100X2.0	6060	6.5	1	MILL
02-10010030-6.5	SHS 100X100X3.0	6060	6.5	1	MILL
02-15015030	SHS 150X150X3.0	6060	6	1	MILL

Square Hollow Section (Powder Coating)



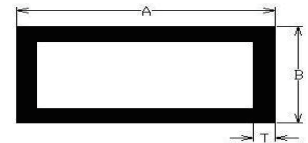
CODE	DESCRIPTION AXAXT(mm)	ALLOY	LENGTH (m)	BUNDLE QTY	FINISH
02-505020-Black	SHS 50X50X2.0	6060	6.5	2	BLACK
02-505020-White	SHS 50X50X2.0	6060	6.5	2	White
02-505020-Primrose	SHS 50X50X2.0	6060	6.5	2	Primrose
02-505020-Paperbark	SHS 50X50X2.0	6060	6.5	2	Paperbark
02-656525-Black	SHS 65X65X2.5	6060	6.5	2	BLACK
02-656525-White	SHS 65X65X2.5	6060	6.5	2	White
02-656525-Primrose	SHS 65X65X2.5	6060	6.5	2	Primrose
02-656525-Paperbark	SHS 65X65X2.5	6060	6.5	2	Paperbark
02-757525-Black	SHS 75X75X2.5	6060	6.5	2	BLACK
02-757525-White	SHS 75X75X2.5	6060	6.5	2	White
02-757525-Primrose	SHS 75X75X2.5	6060	6.5	2	Primrose
02-757525-Paperbark	SHS 75X75X2.5	6060	6.5	2	Paperbark
02-909025-Black	SHS 90X90X2.5	6060	6.5	2	BLACK
02-909025-White	SHS 90X90X2.5	6060	6.5	2	White
02-909025-Primrose	SHS 90X90X2.5	6060	6.5	2	Primrose
02-909025-Paperbark	SHS 90X90X2.5	6060	6.5	2	Paperbark





Rectangular Hollow Section

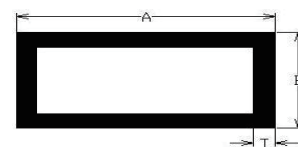
CODE	DESCRIPTION AXBXT(mm)	ALLOY	LENGTH (m)	BUNDL QTY	FINISH
03-381016R1.5	RHS 38X10X1.6R1.5	6060	6	10	MILL
03-381616R3	RHS 38X16X1.6R3	6060	6	10	MILL
03-381916	RHS 38X19X1.6	6060	6	8	MILL
03-382516R1.5	RHS 38X25X1.6R1.5	6060	6	10	MILL
03-382516R1.5-6.5	RHS 38X25X1.6R1.5	6060	6.5	10	MILL
03-382520	RHS 38X25X2.0	6060	6	10	MILL
03-382520R3	RHS 38X25X2.0R3	6060	6	10	MILL
03-382529R3	RHS 38X25X2.9R3	6060	6	6	MILL
03-402520	RHS 40X25X2.0	6060	6	6	MILL
03-402525	RHS 40X25X2.5	6060	6	6	MILL
03-501012R1.5	RHS 50X10X1.2R1.5	6060	6	8	MILL
03-501012R1.5-6.5	RHS 50X10X1.2R1.5	6060	6.5	8	MILL
03-501016R1.5	RHS 50X10X1.6R1.5	6060	6	8	MILL
03-501016R1.5-6.5	RHS 50X10X1.6R1.5	6060	6.5	8	MILL
03-501916	RHS 50X19X1.6	6060	6	6	MILL
03-501925	RHS 50X19X2.5	6060	6	6	MILL
03-502516	RHS 50X25X1.6	6060	6	10	MILL
03-502520	RHS 50X25X2.0	6060	6	6	MILL
03-502525	RHS 50X25X2.5	6060	6	6	MILL
10-603018-S	RHS 60X30X1.8	6060	6.5	4	MILL
03-604020	RHS 60X40X2.0	6060	6.5	3	MILL
03-651612R3	RHS 65X16X1.2R3	6060	6	6	MILL
03-651612R3-6.5	RHS 65X16X1.2R3	6060	6.5	6	MILL



Rectangular Hollow Section

CODE	DESCRIPTION AXBXT(mm)	ALLOY	LENGTH (m)	BUNDL QTY	FINISH
03-651614R3-6.5	RHS 65X16X1.4R3	6060	6.5	6	MILL
03-651616R3	RHS 65X16X1.6R3	6060	6	6	MILL
03-651616R3-6.5	RHS 65X16X1.6R3	6060	6.5	6	MILL
03-752520	RHS 75X25X2.0	6060	6	4	MILL
03-752525	RHS 75X25X2.5	6060	6	4	MILL
03-755020	RHS 75X50X2.0	6060	6	3	MILL
03-755030	RHS 75X50X3.0	6060	6	3	MILL
03-763820	RHS 76X38X2.0	6060	6	2	MILL
03-763830	RHS 76X38X3.0	6060	6	2	MILL
03-804020	RHS 80X40X2.0	6060	6	2	MILL
03-804030	RHS 80X40X3.0	6060	6	2	MILL
03-805020	RHS 80X50X2.0	6060	6	2	MILL
03-805030	RHS 80X50X3.0	6060	6	2	MILL
03-901616R3	RHS 90X16X1.6R3	6060	6	6	MILL
03-1002520	RHS 100X25X2.0	6060	6.5	4	MILL
03-1005016-6.5	RHS 100X50X1.6	6060	6.5	2	MILL
03-1005020-6.5	RHS 100X50X2.0	6060	6.5	2	MILL
03-1005020-8	RHS 100X50X2.0	6060	8	2	MILL
03-1005025-6.5	RHS 100X50X2.5	6060	6.5	2	MILL
03-1005030-6.5	RHS 100X50X3.0	6060	6.5	2	MILL
03-1005030-8	RHS 100X50X3.0	6060	8	2	MILL
03-1505020	RHS 150X50X2.0	6060	6.5	1	MILL
03-1505020-8	RHS 150X50X2.0	6060	8	1	MILL
03-1505030	RHS 150X50X3.0	6060	6.5	1	MILL
03-1505030-8	RHS 150X50X3.0	6060	8	1	MILL

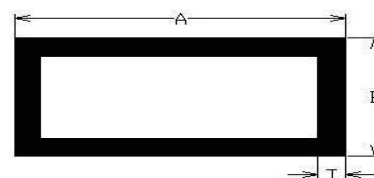




Rectangular Hollow Section

CODE	DESCRIPTION AXBXT(mm)	ALLOY	LENGTH (m)	BUNDL QTY	FINISH
03-1507530	RHS 150X75X3.0	6060	6.5	1	MILL
03-15010030	RHS 150X100X3.0	6060	6.5	1	MILL
03-2005030	RHS 200X50X3.0	6060	6.5	1	MILL
03-2005030-8	RHS 200X50X3.0	6060	8	1	MILL
03-20010030	RHS 200X100X3.0	6060	6.5	1	MILL
03-2505030	RHS 250X50X3.0	6060	6.5	1	MILL

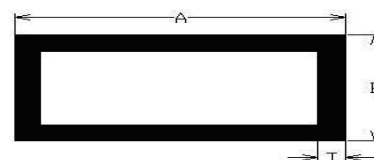
Rectangular Hollow Section (Powder Coating)



CODE	DESCRIPTION AXBXT(mm)	ALLOY	LENGTH (m)	BUNDL QTY	FINISH
03-1005016-Black	RHS 100X50X1.6	6060	6.5	2	BLACK
03-1005016-White	RHS 100X50X1.6	6060	6.5	2	White
03-1005016-Primrose	RHS 100X50X1.6	6060	6.5	2	Primrose
03-1005016-Paperbark	RHS 100X50X1.6	6060	6.5	2	Paperbark
03-1005016-Silver	RHS 100X50X1.6	6060	6.5	2	Palladium Silver
03-1005020-Black	RHS 100X50X2.0	6060	6.5	2	BLACK
03-1005020-Black-8	RHS 100X50X2.0	6060	8	2	BLACK
03-1005020-White	RHS 100X50X2.0	6060	6.5	2	White
03-1005020-White-8	RHS 100X50X2.0	6060	8	2	White
03-1005020-Primrose	RHS 100X50X2.0	6060	6.5	2	Primrose
03-1005020-Primrose-8	RHS 100X50X2.0	6060	8	2	Primrose
03-1005020-Paperbark	RHS 100X50X2.0	6060	6.5	2	Paperbark
03-1005020-Paperbark-8	RHS 100X50X2.0	6060	8	2	Paperbark
03-1005020-Silver	RHS 100X50X2.0	6060	6.5	2	Palladium Silver
03-1005020-Silver-8	RHS 100X50X2.0	6060	8	2	Palladium Silver

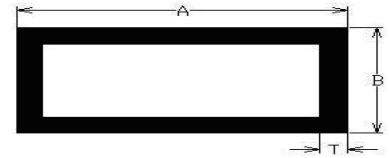


Rectangular Hollow Section (Powder Coating)



CODE	DESCRIPTION AXBXT(mm)	ALLOY	LENGTH (m)	BUNDL QTY	FINISH
03-1005030-Black	RHS 100X50X3.0	6060	6.5	2	BLACK
03-1005030-Black-8	RHS 100X50X3.0	6060	8	2	BLACK
03-1005030-White	RHS 100X50X3.0	6060	6.5	2	White
03-1005030-White-8	RHS 100X50X3.0	6060	8	2	White
03-1005030-Primrose	RHS 100X50X3.0	6060	6.5	2	Primrose
03-1005030-Primrose-8	RHS 100X50X3.0	6060	8	2	Primrose
03-1005030-Paperbark	RHS 100X50X3.0	6060	6.5	2	Paperbark
03-1005030-Paperbark-8	RHS 100X50X3.0	6060	8	2	Paperbark
03-1005030-Silver	RHS 100X50X3.0	6060	6.5	2	Palladium Silver
03-1005030-Silver-8	RHS 100X50X3.0	6060	8	2	Palladium Silver

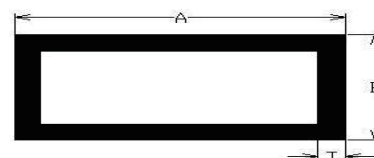
Rectangular Hollow Section (Powder Coating)



CODE	DESCRIPTION AXBXT(mm)	ALLOY	LENGTH (m)	BUNDL QTY	FINISH
03-1505020-Black	RHS 150X50X2.0	6060	6.5	1	BLACK
03-1505020-Black-8	RHS 150X50X2.0	6060	8	1	BLACK
03-1505020-White	RHS 150X50X2.0	6060	6.5	1	White
03-1505020-White-8	RHS 150X50X2.0	6060	8	1	White
03-1505020-Primrose-6.5	RHS 150X50X2.0	6060	6.5	1	Primrose
03-1505020-Primrose-8	RHS 150X50X2.0	6060	8	1	Primrose
03-1505020-Paperbark	RHS 150X50X2.0	6060	6.5	1	Paperbark
03-1505020-Paperbark-8	RHS 150X50X2.0	6060	8	1	Paperbark
03-1505020-Silver	RHS 150X50X2.0	6060	6.5	1	Palladium Silver
03-1505020-Silver-8	RHS 150X50X2.0	6060	8	1	Palladium Silver

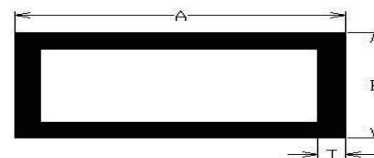


Rectangular Hollow Section (Powder Coating)



CODE	DESCRIPTION AXBXT(mm)	ALLOY	LENGTH (m)	BUNDL QTY	FINISH
03-1505030-Black	RHS 150X50X3.0	6060	6.5	1	BLACK
03-1505030-Black-8	RHS 150X50X3.0	6060	8	1	BLACK
03-1505030-White	RHS 150X50X3.0	6060	6.5	1	White
03-1505030-White-8	RHS 150X50X3.0	6060	8	1	White
03-1505030-Primrose	RHS 150X50X3.0	6060	6.5	1	Primrose
03-1505030-Primrose-8	RHS 150X50X3.0	6060	8	1	Primrose
03-1505030-Paperbark	RHS 150X50X3.0	6060	6.5	1	Paperbark
03-1505030-Paperbark-8	RHS 150X50X3.0	6060	8	1	Paperbark
03-1505030-Silver	RHS 150X50X3.0	6060	6.5	1	Palladium Silver
03-1505030-Silver-8	RHS 150X50X3.0	6060	8	1	Palladium Silver


Rectangular Hollow Section (Powder Coating)



CODE	DESCRIPTION AXBXT(mm)	ALLOY	LENGTH (m)	BUNDL QTY	FINISH
03-2005030-Black	RHS 200X50X3.0	6060	6.5	1	BLACK
03-2005030-Black-8	RHS 200X50X3.0	6060	8	1	BLACK
03-2005030-White	RHS 200X50X3.0	6060	6.5	1	White
03-2005030-White-8	RHS 200X50X3.0	6060	8	1	White
03-2005030-Primrose	RHS 200X50X3.0	6060	6.5	1	Primrose
03-2005030-Primrose-8	RHS 200X50X3.0	6060	8	1	Primrose
03-2005030-Paperbark	RHS 200X50X3.0	6060	6.5	1	Paperbark
03-2005030-Paperbark-8	RHS 200X50X3.0	6060	8	1	Paperbark
03-2005030-Silver	RHS 200X50X3.0	6060	6.5	1	Palladium Silver
03-2005030-Silver-8	RHS 200X50X3.0	6060	8	1	Palladium Silver



Bracket For RHS

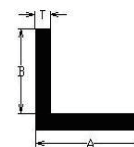


code	Description	Colour
03-10050U	Bracket For RHS 100X50mm	Zinc
03-10050U-Black	Bracket For RHS 100X50mm	BLACK
03-10050U-Primrose	Bracket For RHS 100X50mm	Primrose
03-10050U-Paperbark	Bracket For RHS 100X50mm	Paperbark
03-10050U-White	Bracket For RHS 100X50mm	White

03-15050U	Bracket For RHS 150X50mm	Zinc
03-15050U-Black	Bracket For RHS 150X50mm	BLACK
03-15050U-Primrose	Bracket For RHS 150X50mm	Primrose
03-15050U-Paperbark	Bracket For RHS 150X50mm	Paperbark
03-15050U-White	Bracket For RHS 150X50mm	White

03-20050U	Bracket For RHS 200X50mm	Zinc
03-20050U-Black	Bracket For RHS 200X50mm	BLACK
03-20050U-Primrose	Bracket For RHS 200X50mm	Primrose
03-20050U-Paperbark	Bracket For RHS 200X50mm	Paperbark
03-20050U-White	Bracket For RHS 200X50mm	White

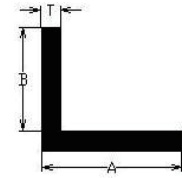
Angle



CODE	DESCRIPTION BXAXT(mm)	ALLOY	LENGTH (m)	BUNDLE QTY	FINISH
04-121216	ANGLE 12X12X1.6	6060	6	50	MILL
04-102015	ANGLE 10X20X1.5	6060	6	30	MILL
04-17517515	ANGLE 17.5X17.5X1.5	6060	6	20	MILL
04-202016	ANGLE 20X20X1.6	6060	6	10	MILL
04-202020	ANGLE 20X20X2.0	6060	6	20	MILL
04-252516	ANGLE 25X25X1.6	6060	6	20	MILL
04-252530	ANGLE 25X25X3.0	6060	6	10	MILL
04-322016	ANGLE 32X20X1.6	6060	6	20	MILL
04-322016-A	ANGLE 32X20X1.6	6060	6	20	Anodise
04-322016-Black	ANGLE 32X20X1.6	6060	6	20	BLACK
04-322016-Primrose	ANGLE 32X20X1.6	6060	6	20	Primrose
04-322016-Paperbark	ANGLE 32X20X1.6	6060	6	20	Paperbark
04-322016-White	ANGLE 32X20X1.6	6060	6	20	White
04-323216	ANGLE 32X32X1.6	6060	6	10	MILL
04-323230	ANGLE 32X32X3.0	6060	6	10	MILL
04-402016	ANGLE 40X20X1.6	6060	6	10	MILL
04-404016	ANGLE 40X40X1.6	6060	6	5	MILL
04-404030	ANGLE 40X40X3.0	6060	6	5	MILL
04-502030	ANGLE 50X20X3.0	6060	6	5	MILL
04-502516	ANGLE 50X25X1.6	6060	6	10	MILL
04-502516-A	ANGLE 50X25X1.6	6060	6	10	Anodise
04-502516-Black	ANGLE 50X25X1.6	6060	6	10	BLACK
04-502516-Primrose	ANGLE 50X25X1.6	6060	6	10	Primrose
04-502516-Paperbark	ANGLE 50X25X1.6	6060	6	10	Paperbark
04-502516-White	ANGLE 50X25X1.6	6060	6	10	White

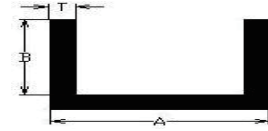


Angle



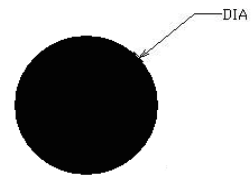
CODE	DESCRIPTION BXAXT(mm)	ALLOY	LENGTH (m)	BUNDLE QTY	FINISH
04-502530	ANGLE 50X25X3.0	6060	6	5	MILL
04-505016	ANGLE 50X50X1.6	6060	6	5	MILL
04-505030	ANGLE 50X50X3.0	6060	6	5	MILL
04-505060	ANGLE 50X50X6.0	6060	6	3	MILL
04-602016	ANGLE 60X20X1.6	6060	6	10	MILL
04-656560	ANGLE 65X65X6.0	6060	6	2	MILL
04-702015	ANGLE 70X20X1.5	6060	6	10	MILL
04-702515	ANGLE 70X25X1.5	6060	6	10	MILL
04-752515	ANGLE 75X25X1.5	6060	6	10	MILL
04-802030	ANGLE 80X20X3.0	6060	6	5	MILL
04-804020	ANGLE 80X40X2.0	6060	6	5	MILL
04-1005030	ANGLE 100X50X3.0	6060	6	5	MILL
04-1005060	ANGLE 100X50X6.0	6060	6	2	MILL
04-10010060	ANGLE 100X100X6.0	6060	6	2	MILL

Channel



CODE	DESCRIPTION BXAXBXT(mm)	INTERNAL SIZE(mm)	ALLOY	LENGTH (m)	BUNDLE QTY	FINISH
05-12121220	U CHANNEL 12X12X12X2.0	8	6060	6	20	MILL
05-16141616	U CHANNEL 16X14X16X1.6	10.8	6060	6	20	MILL
05-16141616-A	U CHANNEL 16X14X16X1.6 (Anodise Finish)	10.8	6060	6	20	CLEAR ANODISE
05-16161616	U CHANNEL 16X16X16X1.6	12.8	6060	6	20	MILL
05-16161616-A	U CHANNEL 16X16X16X1.6 (Anodise Finish)	12.8	6060	6	20	CLEAR ANODISE
05-20202016	U CHANNEL 20X20X20X1.6	16.8	6060	6	20	MILL
05-25252520	U CHANNEL 25X25X25X2.0	21	6060	6	10	MILL
05-25252520-A	U CHANNEL 25X25X25X2.0 (Anodise Finish)	21	6060	6	10	CLEAR ANODISE
05-25252530	U CHANNEL 25X25X25X3.0	19	6060	6	8	MILL
05-25402530	U CHANNEL 25X40X25X3.0	34	6060	6	8	MILL
05-254222516	U CHANNEL 25X42.2X25X1.6	39	6060	6	8	MILL
05-25502530	U CHANNEL 25X50X25X3.0	44	6060	6	6	MILL
05-255422516	U CHANNEL 25X54.2X25X1.6	51	6060	6	8	MILL
05-30433030	U CHANNEL 30X43X30X3.0	37	6060	6	6	MILL
05-32323230	U CHANNEL 32X32X32X3.0	26	6060	6	8	MILL
05-40254030	U CHANNEL 40X25X40X3.0	19	6060	6	8	MILL
05-40454020	U CHANNEL 40X45X40X2.0	41	6060	6	8	MILL
05-40454030	U CHANNEL 40X45X40X3.0	39	6060	6	8	MILL
05-40474030	U CHANNEL 40X47X40X3.0	41	6060	6	8	MILL
05-40554020	U CHANNEL 40X55X40X2.0	51	6060	6	8	MILL
05-40574030	U CHANNEL 40X57X40X3.0	51	6060	6	6	MILL
05-40804040	U CHANNEL 40X80X40X4.0	72	6060	6	4	MILL
05-401054020	U CHANNEL 40X105X40X2.0	101	6060	6	4	MILL
05-50505030	U CHANNEL 50X50X50X3.0	44	6060	6	4	MILL
05-902009010	U CHANNEL 90X200X90X10.0	180	6060	6	1	MILL





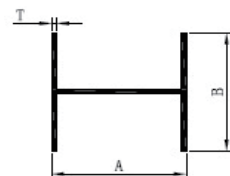
Round Rod

CODE	DESCRIPTION DIA(mm)	ALLOY	LENGTH (m)	BUNDLE QTY	FINISH
06-10	ROUND ROD Dia:10	6060	4	20	MILL
06-12	ROUND ROD Dia:12	6060	4	10	MILL
06-16	ROUND ROD Dia:16	6060	4	10	MILL
06-20	ROUND ROD Dia:20	6060	4	6	MILL
06-25	ROUND ROD Dia:25	6060	4	6	MILL
06-40	ROUND ROD Dia:40	6060	4	2	MILL
06-80	ROUND ROD Dia:80	6060	1	1	MILL



Square Bar


CODE	DESCRIPTION AXA(mm)	ALLOY	LENGTH (m)	BUNDLE QTY	FINISH
08-05	SQUARE BAR 5X5	6060	4	20	MILL
08-10	SQUARE BAR 10X10	6060	4	10	MILL
08-12	SQUARE BAR 12X12	6060	4	20	MILL
08-16	SQUARE BAR 16X16	6060	4	8	MILL
08-20	SQUARE BAR 20X20	6060	4	6	MILL
08-25	SQUARE BAR 25X25	6060	4	4	MILL



H Section

CODE	DESCRIPTION AXBXT(mm)	ALLOY	LENGTH (m)	BUNDLE QTY	FINISH
05-405540-H	H SECTION 55X52X2.0	6060	6	6	MILL


Flat Bar



CODE	DESCRIPTION AXB(mm)	ALLOY	LENGTH (m)	BUNDLE QTY	FINISH
09-1220	FLAT BAR 12X2.0	6060	4	50	MILL
09-1230	FLAT BAR 12X3.0	6060	4	30	MILL
09-1260	FLAT BAR 12X6.0	6060	4	30	MILL
09-1630	FLAT BAR 16X3.0	6060	4	20	MILL
09-2030	FLAT BAR 20X3.0	6060	4	20	MILL
09-2040	FLAT BAR 20X4.0	6060	4	20	MILL
09-2060	FLAT BAR 20X6.0	6060	4	10	MILL
09-2530	FLAT BAR 25X3.0	6060	4	20	MILL
09-2540	FLAT BAR 25X4.0	6060	4	20	MILL
09-2560	FLAT BAR 25X6.0	6060	4	10	MILL
09-25100	FLAT BAR 25X10.0	6060	4	8	MILL
09-3230	FLAT BAR 32X3.0	6060	4	20	MILL
09-3260	FLAT BAR 32X6.0	6060	4	10	MILL
09-32100	FLAT BAR 32X10.0	6060	4	8	MILL
09-3830	FLAT BAR 38X3.0	6060	4	12	MILL
09-3860	FLAT BAR 38X6.0	6060	4	10	MILL
09-38100	FLAT BAR 38X10.0	6060	4	4	MILL
09-4030	FLAT BAR 40X3.0	6060	4	12	MILL
09-4060	FLAT BAR 40X6.0	6060	4	8	MILL
09-40100	FLAT BAR 40X10.0	6060	4	6	MILL
09-40100-6	FLAT BAR 40X10.0	6060	6	3	MILL
09-5030	FLAT BAR 50X3.0	6060	4	10	MILL
09-5060	FLAT BAR 50X6.0	6060	4	6	MILL
09-50100	FLAT BAR 50X10.0	6060	4	4	MILL
09-50100-6	FLAT BAR 50X10.0	6060	6	3	MILL

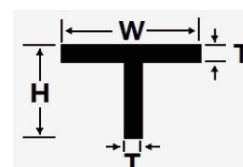


Flat Bar








CODE	DESCRIPTION AXB(mm)	ALLOY	LENGTH (m)	BUNDLE QTY	FINISH
09-50120	FLAT BAR 50X12.0	6060	4	6	MILL
09-6060	FLAT BAR 60X6.0	6060	4	6	MILL
09-6560	FLAT BAR 65X6.0	6060	4	6	MILL
09-65100	FLAT BAR 65X10.0	6060	4	6	MILL
09-7560	FLAT BAR 75X6.0	6060	4	6	MILL
09-8030	FLAT BAR 80X3.0	6060	4	6	MILL
09-8060	FLAT BAR 80X6.0	6060	4	4	MILL
09-8080	FLAT BAR 80X8.0	6060	4	4	MILL
09-80100	FLAT BAR 80X10.0	6060	4	3	MILL
09-10030	FLAT BAR 100X3.0	6060	4	4	MILL
09-10060	FLAT BAR 100X6.0	6060	4	4	MILL
09-100100	FLAT BAR 100X10.0	6060	4	3	MILL
09-100120	FLAT BAR 100X12.0	6060	4	2	MILL
09-120100	FLAT BAR 120X10.0	6060	4	2	MILL
09-15060	FLAT BAR 150X6.0	6060	4	4	MILL
09-150100	FLAT BAR 150X10.0	6060	4	2	MILL

T Section







CODE	DESCRIPTION WXHXT(mm)	ALLOY	LENGTH (m)	BUNDLE QTY	FINISH
07-252516	T SECTION 25X25X1.6	6060	6	20	MILL
07-252530	T SECTION 25X25X3.0	6060	6	10	MILL
07-404016	T SECTION 40X40X1.6	6060	6	10	MILL
07-404030	T SECTION 40X40X3.0	6060	6	6	MILL















Handrail

CODE	DESCRIPTION	PICTURE	ALLOY	LENGTH (m)	BUNDL QTY	FINISH
10-604018A	HALF ROUND 60X40X1.8		6060	6.5	4	MILL
10-604018G	HALF ROUND GLASS 60X40X1.8		6060	6.5	4	MILL
10-635018	HALF ROUND 63X50X1.8		6060	6.5	4	MILL
10-635018G	HALF ROUND GLASS 63X50X1.8		6060	6.5	4	MILL
10-555018	MUSHROOM 55X50X1.8		6060	6.5	4	MILL
10-644318	MUSHROOM 64X43X1.8		6060	6.5	4	MILL
10-705018	MUSHROOM 70X50X1.8		6060	6.5	4	MILL
10-705018G	MUSHROOM GLASS 70X50X1.8		6060	6.5	4	MILL
10-654418	MUSHROOM 65X44X1.8		6060	6.5	4	MILL
10-603018	TOP RAIL 60X30X1.8		6060	6.5	4	MILL
10-603018G	TOP RAIL GLASS 60X30X1.8		6060	6.5	4	MILL





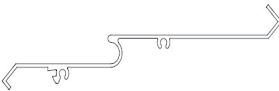

CODE	DESCRIPTION	PICTURE	ALLOY	LENGTH (m)	BUNDLE QTY	FINISH
10-753018	TOP RAIL 75X30X1.8		6060	6.5	4	MILL
10-753018G	TOP RAIL GLASS 75X30X1.8		6060	6.5	4	MILL
10-603018S	TOP RAIL 60X30X1.8		6060	6.5	4	MILL
10-603018S-G	TOP RAIL GLASS 60X30X1.8		6060	6.5	4	MILL

Louvre Blade

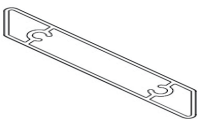
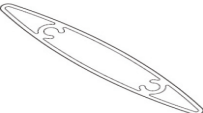







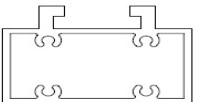
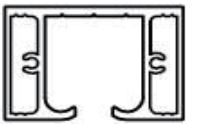
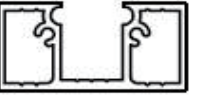

CODE	DESCRIPTION	PICTURE	ALLOY	LENGTH (m)	BUNDLE QTY	FINISH
11-N-6012-6.5	LOUVRE 60X1.2		6060	6.5	10	MILL
11-N-8512-6.0	LOUVRE 85X1.2		6060	6	6	MILL
11-N-8512-6.5	LOUVRE 85X1.2		6060	6.5	6	MILL
11-F-7516	Louvre 75x16x1.2		6060	6.5	6	MILL
11-F-7012-6.5	Louvre 70x1.2		6060	6.5	6	MILL
11-P-8512-6.0	LOUVRE 85X1.2		6060	6	6	MILL
11-P-8512-6.5	LOUVRE 85X1.2		6060	6.5	6	MILL
11-F-8512	LOUVRE 85X1.2		6060	6.5	6	MILL
11-11514	LOUVRE 115X1.4		6060	6.5	1	MILL
11-M-16015	LOUVRE 160X1.5		6060	6.5	1	MILL
11-P-160	LOUVRE 160X1.5		6060	6.5	1	MILL
11-F-160	LOUVRE 160X1.5		6060	6.5	1	MILL
11-20016	LOUVRE 200X1.6		6060	6.5	1	MILL
11-30030	LOUVRE 300X3.0		6060	6.5	1	MILL



Louvre Blade



CODE	DESCRIPTION	PICTURE	ALLOY	LENGTH (m)	BUNDLE QTY	FINISH
11-ZL-80	ZL Louvre Blade 80mm		6060	6.5	6	MILL
11-ZL-125	ZL Louvre Blade 125mm		6060	6.5	6	MILL
11-ZL-145	ZL Louvre Blade 145mm		6060	6.5	6	MILL
11-A-6020	LOUVRE 60X20		6060	6.5	10	MILL

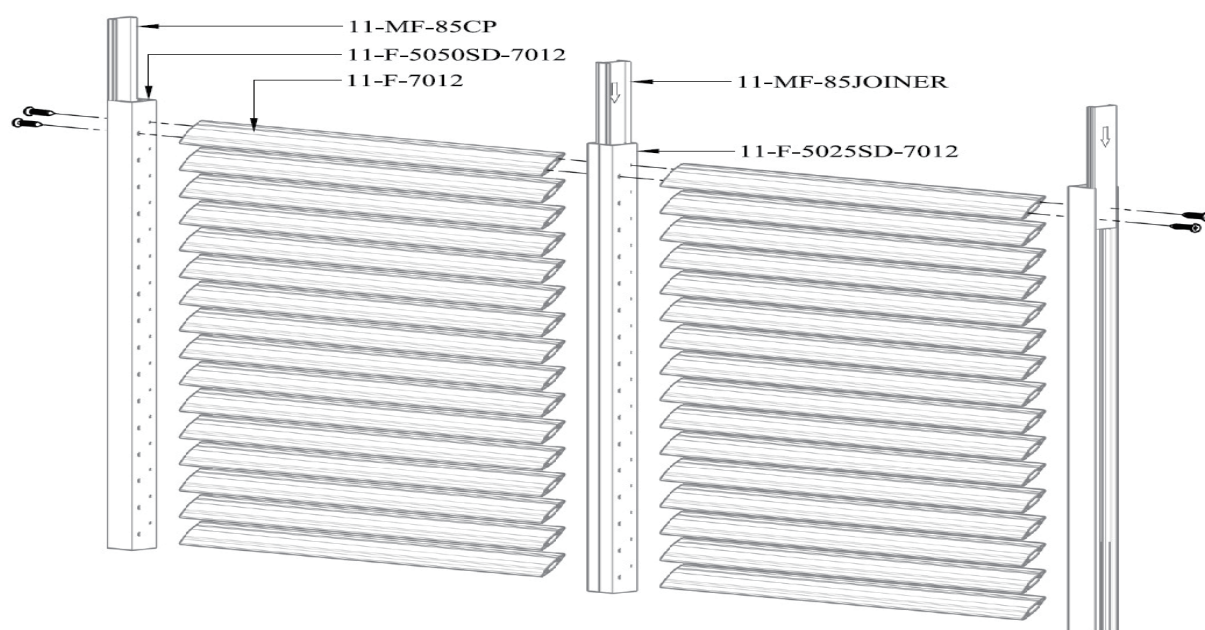
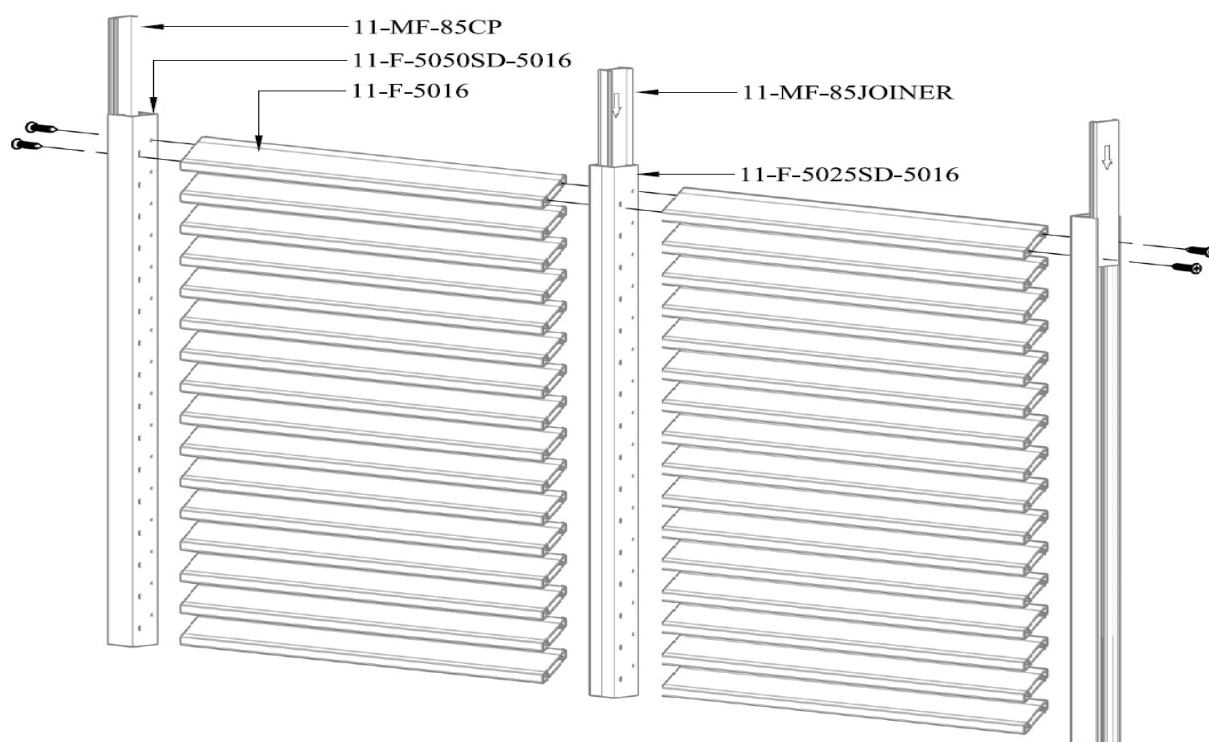
Fixed Louvre System (70mm And 75mm Louvre Blade)

CODE	DESCRIPTION	PICTURE	ALLOY	LENGTH (m)	BUNDL QTY	FINISH
11-F-7516	Louvre 75X16x1.2		6060	6.5	6	MILL
11-F-7012	Louvre 70x1.2		6060	6.5	4	MILL
11-F-5025SD-7516	Fixed Louvre System Side Frame 50x25(mm) For 75x16(mm) Louvre		6060	6	8	MILL
11-F-5025SD-7012	Fixed Louvre System Side Frame 50x25(mm) For 70x12(mm) Louvre		6060	6	8	MILL
11-F-5050SD-7516	Fixed Louvre System Side Frame 50x50(mm) For 75x16(mm) Louvre		6060	6	4	MILL
11-F-5050SD-7012	Fixed Louvre System Side Frame 50x50(mm) For 70x12(mm) Louvre		6060	6	4	MILL
11-MF-85CP	Capping For Side Frame		6060	6	10	MILL
11-MF-85JOINER	Joiner For Side Frame		6060	6	6	MILL
11-MF-85TB5030	FRAME:TOP AND BOTTOM		6060	6.5	4	MILL
11-MF-85TB5030-S	FRAME:TOP AND BOTTOM (FOR SLIDING WHEEL)		6060	6.5	4	MILL
11-MF-85TTRACK	TOP TRACK		6060	6.5	4	MILL
11-MF-85BTRACK	BOTTOM TRACK		6060	6.5	4	MILL
11-F-BCHANNEL	Bottom Channel For Sliding Panel Suit 50mm		6060	6.5	4	MILL






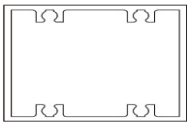
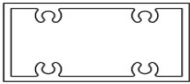

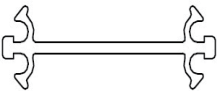
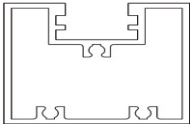
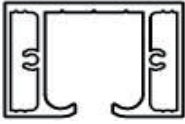
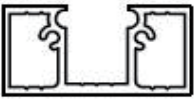



Hardware

CODE	DESCRIPTION	PICTURE	PACKING
11-SLWHEEL	Sliding Wheel Pack 2 Top Rollers&2 Bottom Rollers		30/Box
11-SLWHEEL- SS304	Sliding Wheel Pack 2 Top Rollers&2 Bottom Rollers (Stainless Steel)		30/Box





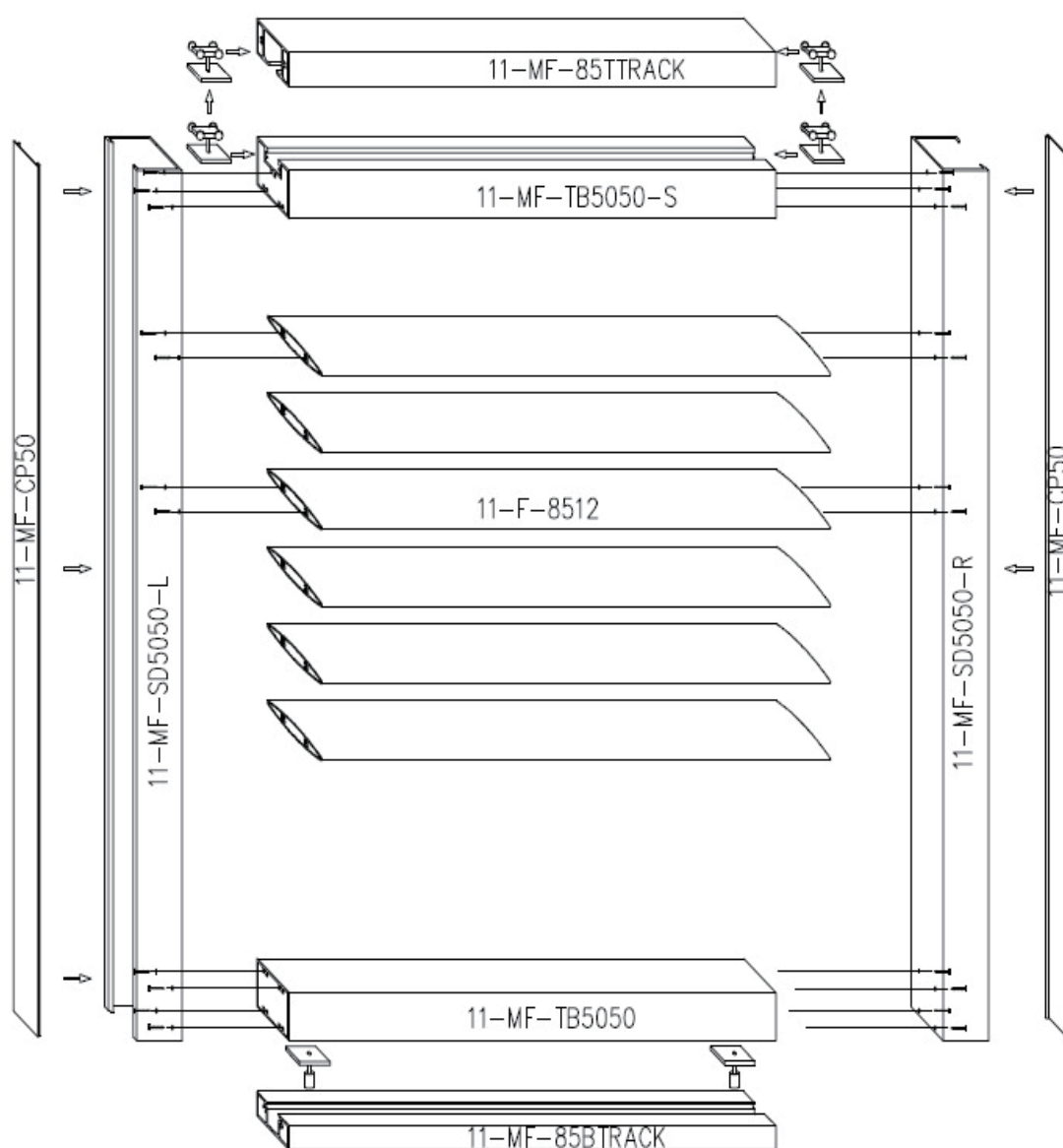
85mm Fixed Louvre System

CODE	DESCRIPTION	PICTURE	ALLOY	LENGTH (m)	BUNDL QTY	FINISH
11-F-8512	Louvre 85X14x1.2		6060	6.5	6	MILL
11-MF-SD5050-L	Side Frame 50x50mm Left Side		6060	6	4	MILL
11-MF-SD5050-R	Side Frame 50x50mm Right Side		6060	6	4	MILL
11-MF-SD5025-L	Side Frame 50x25mm Left Side		6060	6	4	MILL
11-MF-SD5025-R	Side Frame 50x25mm Right Side		6060	6	4	MILL
11-MF-TB5050	Top and Bottom Frame 50x50mm		6060	6	4	MILL
11-MF-85TB5030	Top and Bottom Frame 50x30mm		6060	6	4	MILL
11-MF-CP85	Capping For Side Frame		6060	6	10	MILL
11-MF-JOINER50	Joiner For Side Frame		6060	6	10	MILL
11-MF-TB5050-S	FRAME:TOP AND BOTTOM (FOR SLIDING WHEEL)		6060	6	4	MILL
11-MF-85TTRACK	TOP TRACK		6060	6.5	4	MILL
11-MF-85BTRACK	BOTTOM TRACK		6060	6.5	4	MILL
11-F-BCHANNEL	Bottom Channel For Sliding Panel Suit 50mm		6060	6.5	4	MILL


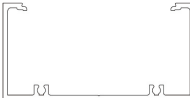



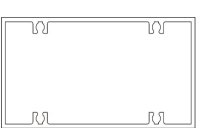
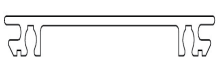
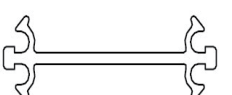


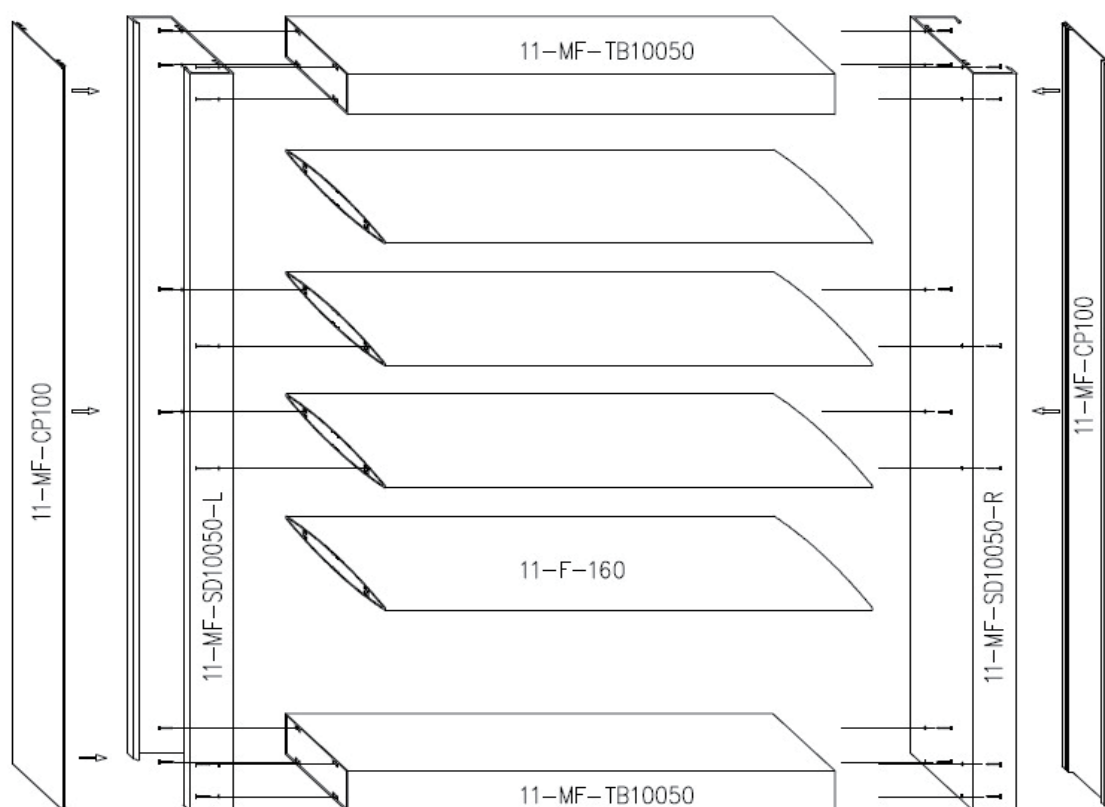
Hardware

CODE	DESCRIPTION	PICTURE	PACKING
11-SLWHEEL	Sliding Wheel Pack 2 Top Rollers&2 Bottom Rollers		30/Box
11-SLWHEEL- SS304	Sliding Wheel Pack 2 Top Rollers&2 Bottom Rollers (Stainless Steel)		30/Box




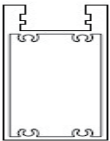






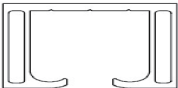
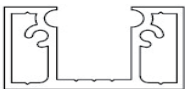



160mm Fixed Louvre System



CODE	DESCRIPTION	PICTURE	ALLOY	LENGTH (m)	BUNDL QTY	FINISH
11-F-160	Louvre 160X20		6060	6.5	1	MILL
11-MF-SD10050-L	Side Frame 100x50mm Left Side		6060	6	4	MILL
11-MF-SD10050-R	Side Frame 100x50mm Right Side		6060	6	4	MILL
11-MF-SD10025-L	Side Frame 100x25mm Left Side		6060	6	4	MILL
11-MF-SD10025-R	Side Frame 100x25mm Right Side		6060	6	4	MILL
11-MF-TB10050	Top and Bottom Frame 100x50mm		6060	6	4	MILL
11-MF-CP100	Capping For Side Frame		6060	6	10	MILL
11-MF-JOINER100	Joiner For Side Frame		6060	6	6	MILL

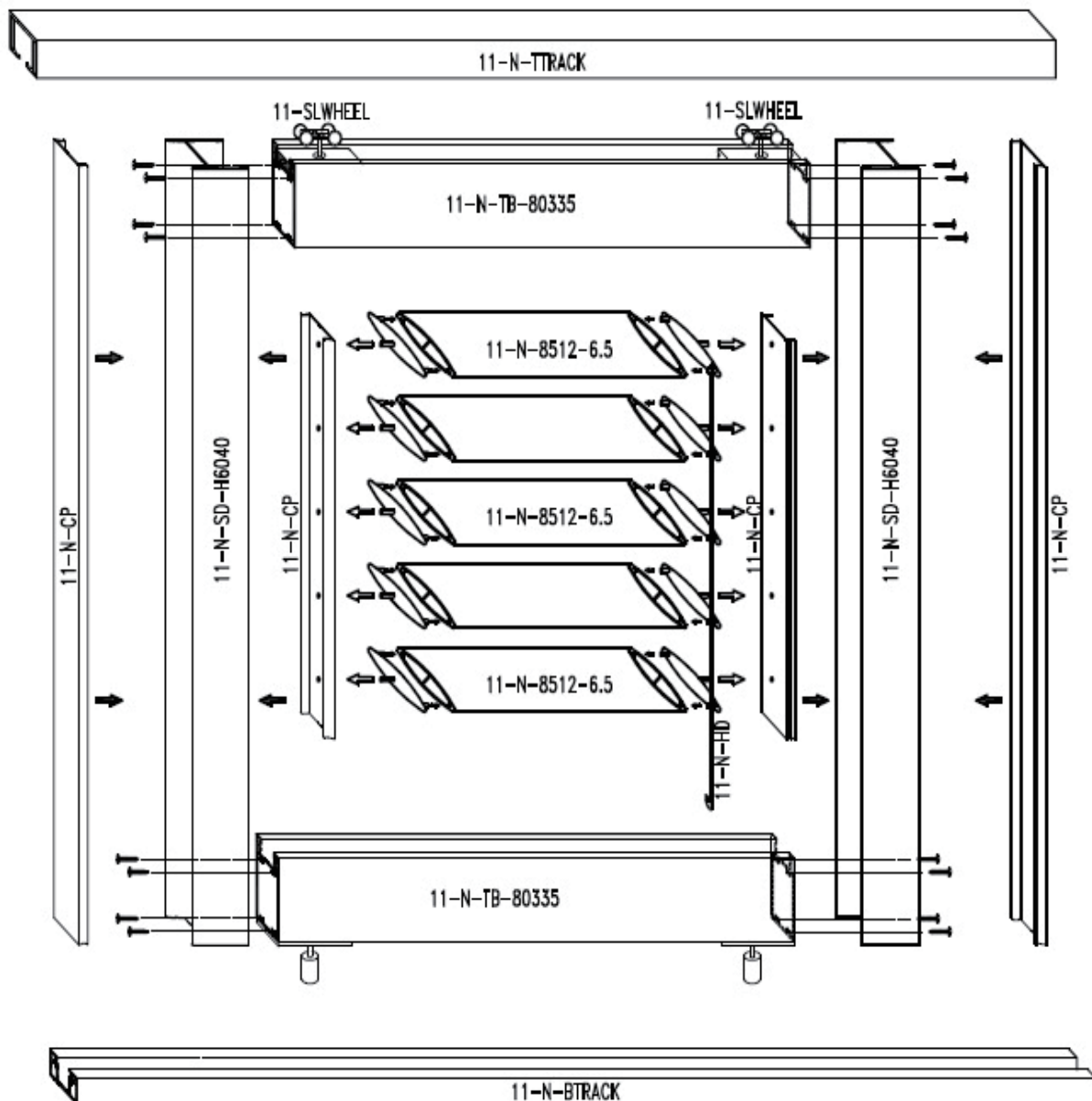


Movable Louvre System(40mm Frame)



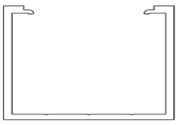


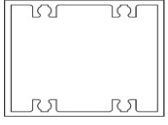
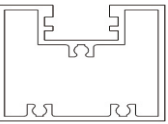

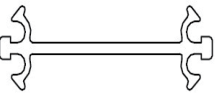

CODE	DESCRIPTION	PICTURE	ALLOY	LENGTH (m)	BUNDLE QTY	FINISH
11-N-6012-6.5	Louvre Blade 60mm		6060	6.5	10	MILL
11-N-8512-6.5	Louvre Blade 85mm		6060	6.5	6	MILL
11-N-TB-80335	Movable Louvre System Top&Bottom Frame 80X33.5		6060	6	4	MILL
11-N-TB-80335-S	Movable Louvre System Top&Bottom Frame 80X33.5 For Sliding Pannel		6060	6	4	MILL
11-N-SD-H6040	Movable Louvre System Both Side Frame H Shape		6060	6	4	MILL
11-N-SD-U6040	Movable Louvre System Both Side Frame U Shape		6060	6	4	MILL
11-N-CP	Movable Louvre System Clip For Side Frame		6060	6	10	MILL
11-N-HD	Movable Louvre System Handle For Louvre Blade		6060	6	10	MILL
11-N-72335	Movable Louvre System Middle Support 72x33.5		6060	6	4	MILL
11-N-47335	Movable Louvre System Middle Support 47x33.5		6060	6	4	MILL
11-N-TTRACK	Movable Louvre System Top Track For Sliding Panel		6060	6.5	4	MILL
11-N-BTRACK	Movable Louvre System Bottom Track For Sliding Panel		6060	6.5	4	MILL
11-N-BCHANNEL	Bottom Channel For Sliding Panel Suit 40mm		6060	6.5	4	MILL

Hardware







CODE	DESCRIPTION	PICTURE	PACKING
11-SLWHEEL	Sliding Wheel Pack 2 Top Rollers&2 Bottom Rollers		30/Box
11-SLWHEEL-SS304	Sliding Wheel Pack 2 Top Rollers&2 Bottom Rollers (Stainless Steel)		30/Box

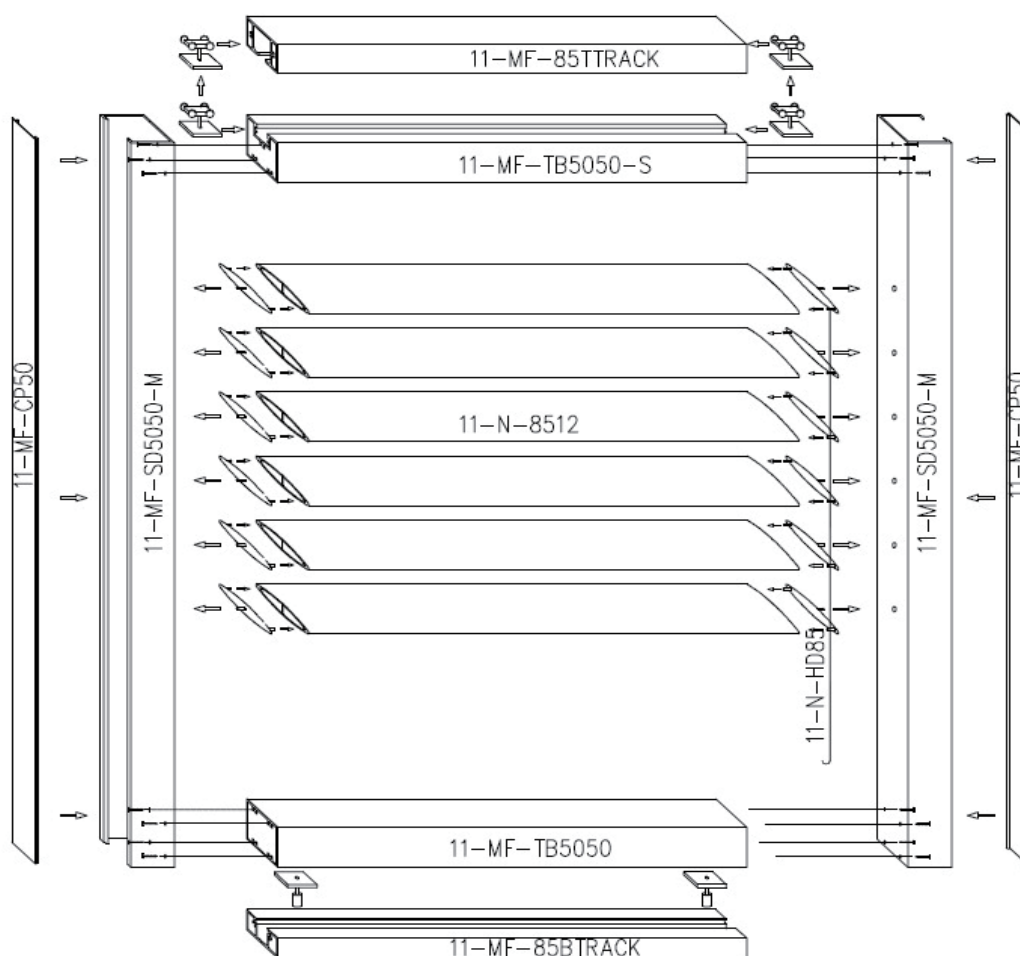


85mm Movable Louvre System (50mm Frame)




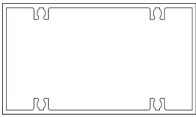

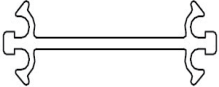

CODE	DESCRIPTION	PICTURE	ALLOY	LENGTH (m)	BUNDL QTY	FINISH
11-N-8512-6	Louvre 85X14x1.2		6060	6	6	MILL
11-N-8512-6.5	Louvre 85X14x1.2		6060	6.5	6	MILL
11-MF-SD5050-M	Side Frame 50x50mm		6060	6	4	MILL
11-MF-SD5025-M	Side Frame 50x25mm		6060	6	4	MILL
11-MF-CP85	Capping For Side Frame		6060	6	10	MILL
11-MF-TB5050	Top and Bottom Frame 50x50mm		6060	6	4	MILL
11-MF-TB5050-S	Top and Bottom Frame 50x50mm (For Sliding Wheel)		6060	6	4	MILL
11-MF-7250	Middle Support 72x50mm		6060	6	2	MILL
11-MF-JOINER50	Joiner For Side Frame		6060	6	10	MILL
11-N-HD85	Control Bar For 85mm Louve System		6060	6	20	MILL

Hardware



CODE	DESCRIPTION	PICTURE	PACKING
11-N-85EC-AL	Fitting For 85mm Louvre Blade		50/Box
11-N-85EC-AL-H	Fitting For 85mm Louvre Blade (Control Bar Side)		50/Box
11-N-85EC	Cast Fitting For 85mm Louvre Blade		50/Box
11-N-85EC-H	Cast Fitting For 85mm Louvre Blade (Control Bar Side)		50/Box
11-SLWHEEL	Sliding Wheel Pack 2 Top Rollers&2 Bottom Rollers		30/Box
11-SLWHEEL-SS304	Sliding Wheel Pack 2 Top Rollers&2 Bottom Rollers (Stainless Steel)		30/Box

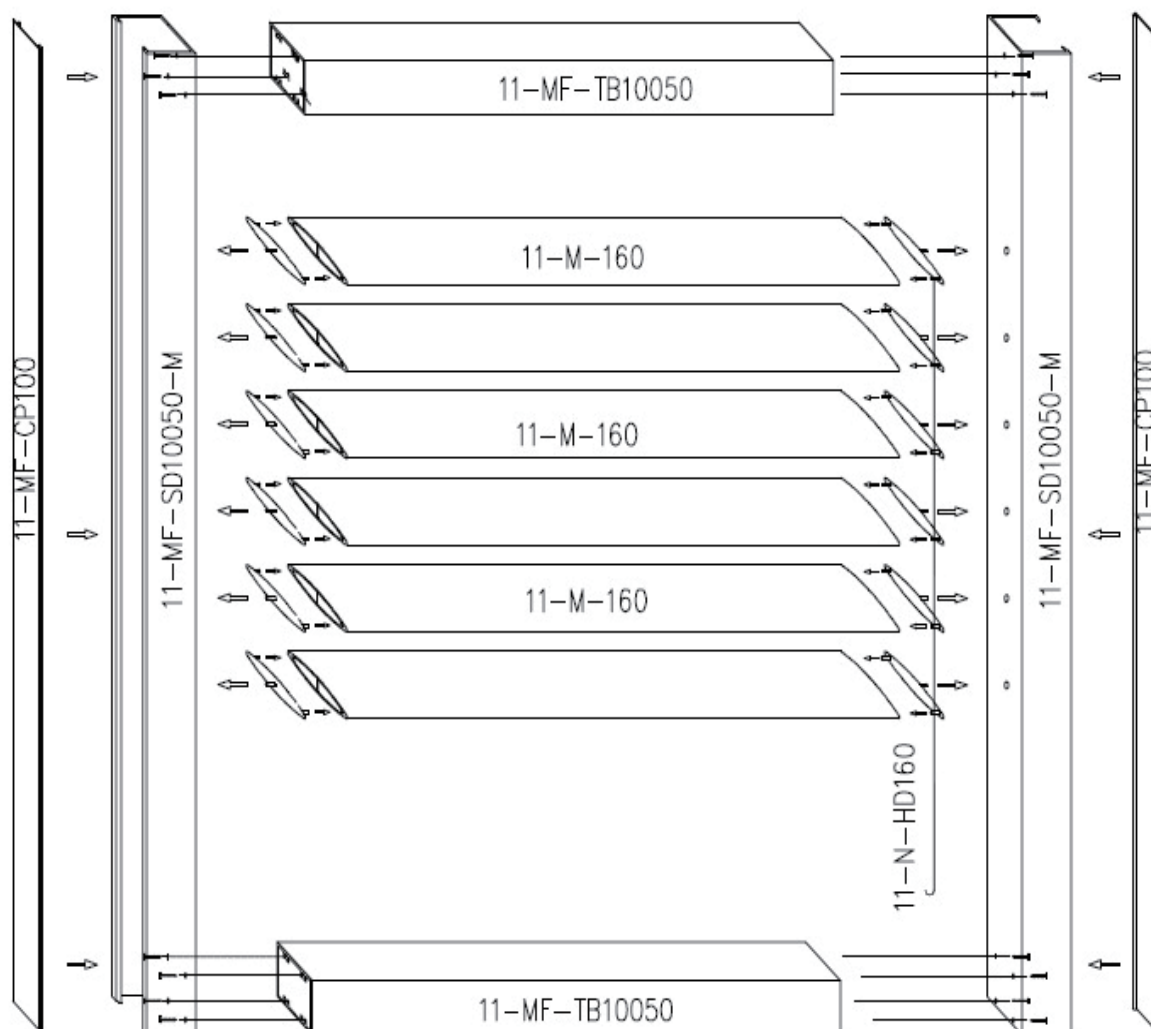


160mm Movable Louvre System




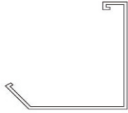


CODE	DESCRIPTION	PICTURE	ALLOY	LENGTH (m)	BUNDL QTY	FINISH
11-M-160	Louvre 160X20		6060	6.5	6	MILL
11-MF-SD10050-M	Side Frame 100x50mm		6060	6	4	MILL
11-MF-SD10025-M	Side Frame 100x25mm		6060	6	4	MILL
11-MF-TB10050	Top and Bottom Frame 100x50mm		6060	6	4	MILL
11-MF-CP100	Capping For Side Frame		6060	6	10	MILL
11-MF-JOINER100	Joiner For Side Frame		6060	6	8	MILL
11-MF-HD160	Control Bar For 160mm Louve System		6060	6	20	MILL

160mm Movable Louvre System Fitting

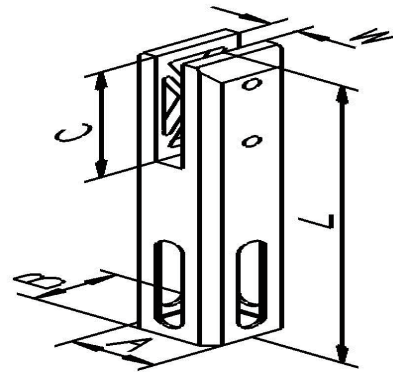

CODE	DESCRIPTION	PICTURE	PACKING
11-M-160-EC	Fitting For 160 Louvre Blade		30/Box
11-M-160-EC-H	Fitting For 160 Louvre Blade (Control Bar Side)		30/Box



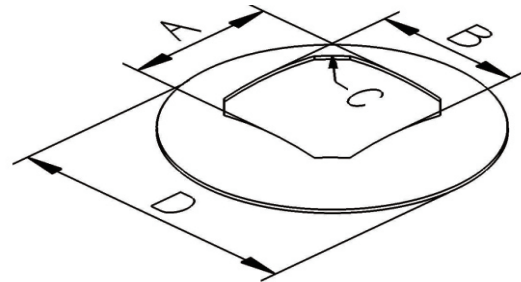
Fixed Louvre System

CODE	DESCRIPTION	PICTURE	ALLOY	LENGTH (m)	BUNDLE QTY	FINISH
11-ZL-125	ZL125 Louvre Blade 125mm		6060	6.5	6	MILL
11-ZL-Z4085	Z Shape Louvre Frame		6060	6.5	6	MILL
11-ZL-J5085	J Shape Louvre Frame		6060	6.5	6	MILL
11-ZL-125Clip	Louvre Fitting Clip		6060	0.05	100	MILL
11-MF-85CLIP	CLIP		6060	6.5	20	MILL
11-MF85-BTRACK	MOUNTING TRACK		6060	6.5	4	MILL

Aluminium Spigot(No holes in glass required)

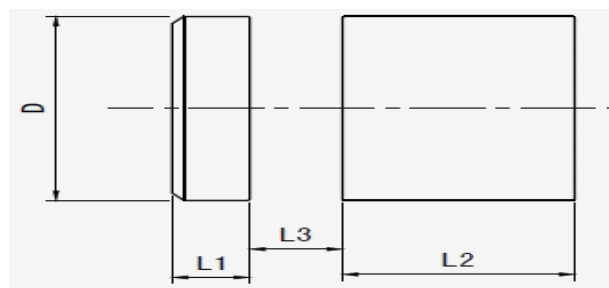


Code	AxB	C	L	W	Finish
12-G-P-55S-290	55x55mm	110mm	290mm	16mm	Mill
12-G-P-55S-A-290	55x55mm	110mm	290mm	16mm	Clear Anodise



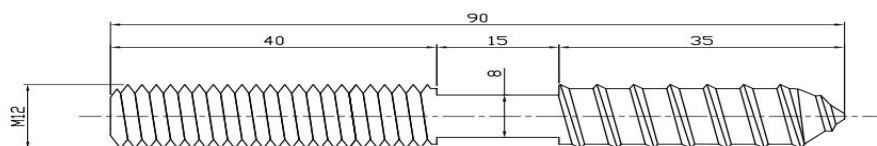
Code	AxB	D	Finish
12-G-BC-50S-290	55x55mm	100mm	Mill
12-G-BC-50S-A-290	55x55mm	100mm	Clear Anodise

Aluminium Stand Off



Code	D	L2	L1	Finish
12-G-50R-30	50mm	30mm	15mm	Mill
12-G-50R-30-A	50mm	30mm	15mm	Clear Anodise
12-G-50R-40	50mm	40mm	15mm	Mill
12-G-50R-40-A	50mm	40mm	15mm	Clear Anodise



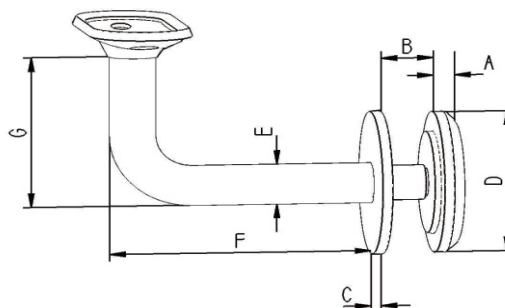



Code	Description	Packing
39-S-M12-90	M12 Stainless Steel Bolt For Timber 90mm	20/Bag
39-S-M12-100	M12 Stainless Steel Bolt For Timber 100mm	20/Bag



Code	Description
39-G-TOOL	Spanner Wrenches For Round Standoff Cap

Aluminium Handrail Bracket



Code	A	B	C	D	E	F	Finish
12-G-BRACKET-38R	15mm	10-12mm	3mm	50mm	14mm	80mm	Mill
12-G-BRACKET-A-38R	15mm	10-12mm	3mm	50mm	14mm	80mm	Clear Anodise



Code	Description	Finish
01-4020	40x2.0mm Round Tube	Mill
01-4020-A	40x2.0mm Round Tube	Clear Anodise
01-4030	40x3.0mm Round Tube	Mill
01-4030-A	40x3.0mm Round Tube	Clear Anodise
01-5020	50x2.0mm Round Tube	Mill
01-5020-A	50x2.0mm Round Tube	Clear Anodise
01-5030	50x3.0mm Round Tube	Mill
01-5030-A	50x3.0mm Round Tube	Clear Anodise

End Cap





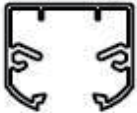

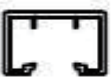
Code	Description	Finish
22-40R-2.0	End Cap For 40x2.0mm Round Tube	Mill
22-40R-2.0-A	End Cap For 40x2.0mm Round Tube	Powder Coating
22-40R-3.0	End Cap For 40x3.0mm Round Tube	Mill
22-40R-3.0-A	End Cap For 40x3.0mm Round Tube	Powder Coating
22-50R-2.0	End Cap For 50x2.0mm Round Tube	Mill
22-50R-2.0-A	End Cap For 50x2.0mm Round Tube	Powder Coating
22-50R-3.0	End Cap For 50x3.0mm Round Tube	Mill
22-50R-3.0-A	End Cap For 50x3.0mm Round Tube	Powder Coating

Round Tube Joiner






Code	Description
21-4020-JOINER-90	90 Degree Joiner for 40x2.0mm Round Tube
21-4030-JOINER-90	90 Degree Joiner for 40x3.0mm Round Tube
21-5020-JOINER-90	90 Degree Joiner for 50x2.0mm Round Tube
21-5030-JOINER-90	90 Degree Joiner for 50x3.0mm Round Tube



Glazing Channel

CODE	DESCRIPTION	PICTURE	ALLOY	LENGTH (m)	BUNDLE QTY	FINISH
12-19S	SQUARE CLIP 19mm (Fit 12-282820&12-382820)		6060	6	20	MILL
12-19R	ROUND CLIP 19mm (Fit 12-383215)		6060	6	20	MILL
12-383215	GLAZING CHANNEL 38X32X1.5(mm)		6060	6	8	MILL
12-282820	GLAZING CHANNEL 28X28X2.0(mm)		6060	6.5	8	MILL
12-382820	GLAZING CHANNEL 38X28X2.0(mm)		6060	6	8	MILL

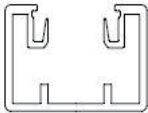

Rubber For Above Glazing Channel

CODE	DESCRIPTION	PICTURE	PACKING
12-PLR6	Rubber For 6mm Glass		100m
12-PLR8	Rubber For 8mm Glass		100m
12-PL10	Rubber For 10mm Glass		100m



Setting Block For Glazing Channel

CODE	DESCRIPTION	PICTURE	PACKING
12-PLB6	Setting Block 6X10(mm)		1m
12-PLB10	Setting Block 10X12(mm)		1m



Glazing Channel

CODE	DESCRIPTION	PICTURE	ALLOY	LENGTH (m)	BUNDLE QTY	FINISH
12-N-382820	GLAZING CHANNEL 38X28X2.0(mm)		6060	6	6	MILL
12-N-INFILL-6	SQUARE CLIP (Fit 12-N-382820)		6060	6	20	MILL

Rubber For Above Glazing Channel

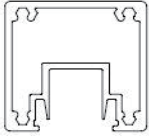
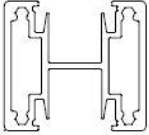
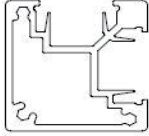

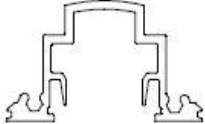


CODE	DESCRIPTION	PICTURE	PACKING
12-N-RUBBER-10	Rubber For 6mm Glass		100m
12-N-RUBBER-12	Rubber For 8mm Glass		100m

Setting Block For Glazing Channel




CODE	DESCRIPTION	PICTURE	PACKING
12-PLB6	Setting Block 6X10(mm)		1m
12-PLB10	Setting Block 10X12(mm)		1m



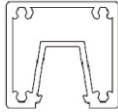
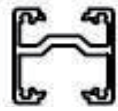
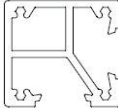
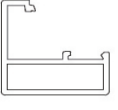


40x40mm Square Semi Frameless Glazing Post (For 6mm Glass)

CODE	DESCRIPTION	PICTURE	ALLOY	LENGTH (m)	BUNDLE QTY	FINISH
12-N-40S-S	SQUARE GLAZING POST ONE WAY 40X40(mm)		6060	6	4	MILL
12-N-40S-D	SQUARE GLAZING POST TWO WAY 40X40(mm)		6060	6	4	MILL
12-N-40S-C	SQUARE GLAZING POST CONNER 40X40(mm)		6060	6	4	MILL
12-N-INFILL-6	INFILL FOR 40mm SQUARE GLAZING POST		6060	6	20	MILL
12-N-TOP-6	TOP CLIP FOR GLAZING POST 6mm GLASS		6060	6.5	6	MILL
12-N-TOP-6030	TOP RAIL FOR GLAZING POST 60X30(mm)		6060	6.5	6	MILL
12-N-TOP-7530	TOP RAIL FOR GLAZING POST 75X30(mm)		6060	6.5	6	MILL





Rubber For 40mm Glazing Post

CODE	DESCRIPTION	PICTURE	PACKING
12-N-RUBBER-10	Rubber For 6mm Glass		100m
12-N-RUBBER-12	Rubber For 8mm Glass		100m
12-N-50S-6- RUBBER	Block Rubber		100 Pcs/Bag

40x40mm Square Semi Frameless Glazing Post





CODE	DESCRIPTION	PICTURE	ALLOY	LENGTH (m)	BUNDLE QTY	FINISH
12-40S-S	SQUARE GLAZING POST ONE WAY 40X40mm		6060	6	4	MILL
12-40S-D	SQUARE GLAZING POST TWO WAY 40X40mm		6060	6	4	MILL
12-40S-C	SQUARE GLAZING POST CONNER 40X40mm		6060	6	4	MILL
12-40S-A	40mm Square Glazing Post For 6mm Glass Part A 6m		6060	6	10	MILL
12-40S-B	40mm Square Glazing Post For 6mm Glass Part B 6m		6060	6	10	MILL
12-19S	SQUARE CLIP 19mm (Fit 40mm Square Glazing Post)		6060	6	20	MILL

Rubber For 40mm Glazing Post






CODE	DESCRIPTION	PICTURE	PACKING
12-PLR6	Rubber For 6mm Glass		100m
12-PLR8	Rubber For 8mm Glass		100m
12-PL10	Rubber For 10mm Glass		100m
12-50S-RUBBER	Block Rubber		100 Pcs/Bag



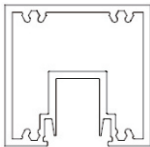
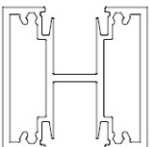
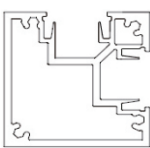
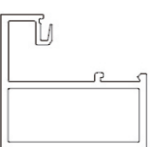
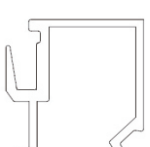

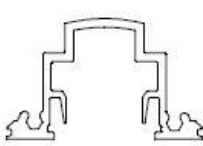


50mm Square Semi Frameless Glazing Post

CODE	DESCRIPTION	PICTURE	ALLOY	LENGTH (m)	BUNDLE QTY	FINISH
12-19S	SQUARE CLIP 19mm		6060	6	20	MILL
12-50S-S	SQUARE GLAZING POST SINGLE 50X50mm		6060	6	2	MILL
12-50S-180	SQUARE GLAZING POST180 50X50mm		6060	6	2	MILL
12-50S-90	SQUARE GLAZING POST90 50X50mm		6060	6	2	MILL




Rubber For 50mm Round Glazing Post

CODE	DESCRIPTION	PICTURE	PACKING
12-PLR6	Rubber For 6mm Glass		100m
12-PLR8	Rubber For 8mm Glass		100m
12-PL10	Rubber For 10mm Glass		100m
12-50S- RUBBER	Block Rubber		100 Pcs/Bag
22-50S	End Cap For Square Glazing Post		1000/Box

50mm Square Glass Pannel(6mm Glass)

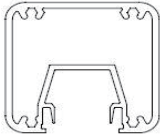
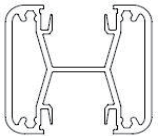
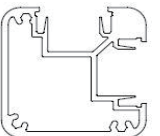

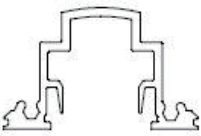


CODE	DESCRIPTION	PICTURE	ALLOY	LENGTH (m)	BUNDLE QTY	FINISH
12-N-50S-S-6	50mm Square Glazing Post Single For 6mm Glass Sharp Edge 6m		6060	6	4	MILL
12-N-50S-D-6	50mm Square Glazing Post Double For 6mm Glass Sharp Edge 6m		6060	6	4	MILL
12-N-50S-C-6	50mm Square Glazing Post Corner For 6mm Glass Sharp Edge 6m		6060	6	4	MILL
12-N-50S-A-6	50mm Square Glazing Post For 6mm Glass Part A 6m		6060	6	4	MILL
12-N-50S-B-6	50mm Square Glazing Post For 6mm Glass Part B 6m		6060	6	10	MILL
12-N-INFILL-6	INFILL FOR 40mm SQUARE GLAZING POST		6060	6	20	MILL
12-N-TOP-6	TOP CLIP FOR GLAZING POST 6mm GLASS		6060	6.5	6	MILL
12-N-TOP-6030	TOP RAIL FOR GLAZING POST 60X30(mm)		6060	6.5	6	MILL
12-N-TOP-7530	TOP RAIL FOR GLAZING POST 75X30(mm)		6060	6.5	6	MILL

Rubber For 50x50mm Glazing Post






CODE	DESCRIPTION	PICTURE	PACKING
12-N-RUBBER-10	Rubber For 6mm Glass		100m
12-N-RUBBER-12	Rubber For 8mm Glass		100m
12-N-50S-6-RUBBER	Block Rubber		100 Pcs/Bag




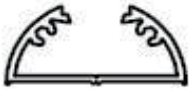

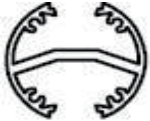

50mm Square Semi Frameless Glazing Post (10mm Glass)

CODE	DESCRIPTION	PICTURE	ALLOY	LENGTH (m)	BUNDLE QTY	FINISH
12-N-50S-S-10	SQUARE GLAZING POST ONE WAY 50X50(mm)		6060	6	2	MILL
12-N-50S-D-10	SQUARE GLAZING POST TWO WAY 50X50(mm)		6060	6	2	MILL
12-N-50S-C-10	SQUARE GLAZING POST CONNER 50X50(mm)		6060	6	2	MILL
12-N-INFILL-10	INFILL FOR SQUARE GLAZING POST 6mm GLASS		6060	6	20	MILL
12-N-TOP-10	TOP CLIP FOR GLAZING POST 10mm GLASS		6060	6.5	6	MILL
12-N-TOP-6030	TOP RAIL FOR GLAZING POST 60X30(mm)		6060	6.5	6	MILL
12-N-TOP-7530	TOP RAIL FOR GLAZING POST 75X30(mm)		6060	6.5	6	MILL






Hardware For 50x50mm Glazing Post

CODE	DESCRIPTION	PICTURE	PACKING
12-N-RUBBER-10	Rubber For 10mm Glass		100m
12-N-RUBBER-12	Rubber For 12mm Glass		100m
12-N-50S-10-RUBBER	Rubber Holder		100 Pcs/Bag
22-N-50S-SD	End Cap For Single & Double Glazing Post		1000/Box
22-N-50S-C	End Cap For Cornner Glazing Post		1000/Box

50mm Round Semi Frameless Glazing Post

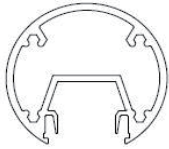
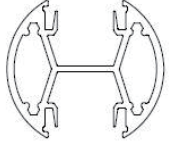
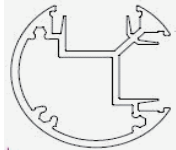

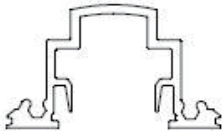


CODE	DESCRIPTION	PICTURE	ALLOY	LENGTH (m)	BUNDLE QTY	FINISH
12-19R	ROUND CLIP 19mm		6060	6	20	MILL
12-50R-H	GLAZING POST HALF 50mm		6060	6	4	MILL
12-50R-S	ROUND GLAZING POST ONE WAY 50mm		6060	6	2	MILL
12-50R-D	ROUND GLAZING POST TWO WAY 50mm		6060	6	2	MILL
12-50R-T	ROUND GLAZING POST THREE WAY 50mm		6060	6	2	MILL

Rubber For 50mm Round Glazing Post






CODE	DESCRIPTION	PICTURE	PACKING
12-PLR6	Rubber For 6mm Glass		100m
12-PLR8	Rubber For 8mm Glass		100m
12-PLR10	Rubber For 10mm Glass		100m
12-50R-RUBBER	Block Rubber		100 Pcs/Bag
22-50R	End Cap For Round Glazing Post		1000/Box



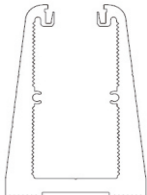
50mm Round Semi Frameless Glazing Post (10 mm Glass)

CODE	DESCRIPTION	PICTURE	ALLOY	LENGTH (m)	BUNDLE QTY	FINISH
12-N-50R-S	ROUND GLAZING POST ONE WAY 50X50(mm)		6060	6	2	MILL
12-N-50R-D	ROUND GLAZING POST TWO WAY 50X50(mm)		6060	6	2	MILL
12-N-50R-C	ROUND GLAZING POST CONNER 50X50(mm)		6060	6	2	MILL
12-N-INFILL-R-10	INFILL FOR ROUND GLAZING POST 10mm GLASS		6060	6	20	MILL
12-N-TOP-10	TOP CLIP FOR GLAZING POST 10mm GLASS		6060	6.5	6	MILL
12-N-TOP-6030	TOP RAIL FOR GLAZING POST 60X30(mm)		6060	6.5	6	MILL
12-N-TOP-7530	TOP RAIL FOR GLAZING POST 75X30(mm)		6060	6.5	6	MILL




Hardware For 50mm Round Glazing Post

CODE	DESCRIPTION	PICTURE	PACKING
12-N-RUBBER-10	Rubber For 10mm Glass		100m
12-N-RUBBER-12	Rubber For 12mm Glass		100m
12-N-50R-10-RUBBER	Block Rubber		100 Pcs/Bag
22-N-50R-SD	End Cap For 12-N-50R-S & 12-N-50R-D		1000/Box
22-N-50R-C	End Cap For 12-N-50R-C		1000/Box

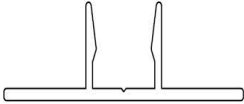
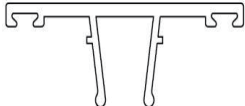
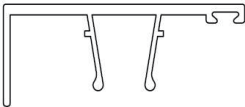
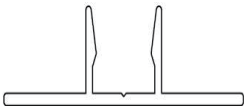
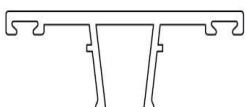
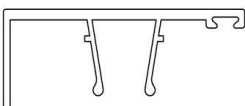
Heavy Duty Glazing Channel (12mm Glass)

CODE	DESCRIPTION	PICTURE	ALLOY	LENGTH (m)	BUNDLE QTY	FINISH
12-N-10065	Heavy Duty Base Glazing Channel 100X65(mm)		6060	6	1	MILL





Hardware For Heavy Duty Glazing Channel

CODE	DESCRIPTION	PICTURE	PACKING
12-N-10065-EC	End Cap For Heavy Duty Base Glazing Channel		50
12-N-10065-BR	Nylon Glass Holder For Heavy Duty Base Glazing Channel		50
12-N-RUBBER-10	Rubber For 12mm Glass		100m

Awning & Glazing System

CODE	DESCRIPTION	PICTURE	ALLOY	LENGTH (m)	BUNDLE QTY	FINISH
12-A-4690-B	AWNING SYSTEM BASE SECTION		6060	6	6	MILL
12-A-4691-T	AWNING SYSTEM SNAP CAP		6060	6	6	MILL
12-A-4692-C	AWNING SYSTEM SNAP CAP WITH LEG		6060	6	6	MILL
12-A-4690-B-A	AWNING SYSTEM BASE SECTION		6060	6	6	CLEAR ANODISED
12-A-4691-T-A	AWNING SYSTEM SNAP CAP		6060	6	6	CLEAR ANODISED
12-A-4692-C-A	AWNING SYSTEM SNAP CAP WITH LEG		6060	6	6	CLEAR ANODISED

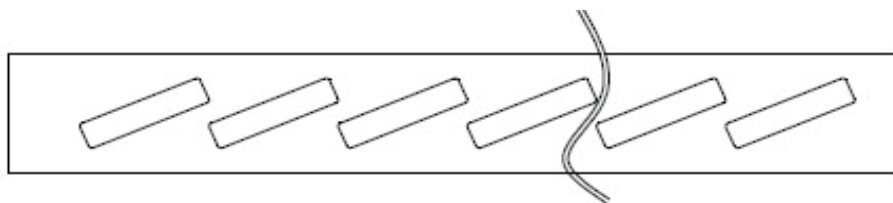
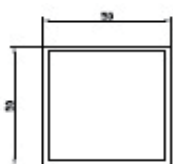
Rubber For Awning & Glazing System

CODE	DESCRIPTION	PICTURE	PACKING
12--A-BR	BULB RUBBER FOR SNAP CAP		250m
12-A-R32	DOUBLE SIDED ADHESIVE RUBBER FOR 10mm GLASS		15m
12-A-R48	DOUBLE SIDED ADHESIVE RUBBER FOR 8mm GLASS		15m
12-A-R95	DOUBLE SIDED ADHESIVE RUBBER FOR 6mm GLASS		7.6m

Punched Sections

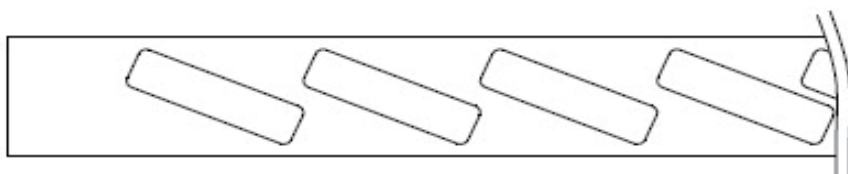
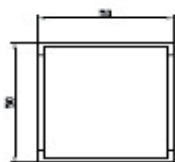
For 50x10(mm) Rectangular Tube 50x50 Punched

Code	Description	Length	Bundle Quantity	Hole Size
11-P-505020-S-5010-L	Punched Frame For 50x10 (mm) Left Hand Side	6m	4	50x10
11-P-505020-S-5010-R	Punched Frame For 50x10 (mm) Right Hand Side	6m	4	50x10
11-P-505020-D-5010	Punched Frame For 50x10 (mm) Double Punched	6m	4	50x10




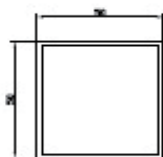
For 65x16(mm) Rectangular Tube 50x50 Punched

Code	Description	Length	Bundle Quantity	Hole Size
11-P-505020-S-6516-L	Punched Frame For 65x16 (mm) Left Hand Side	6m	4	65x16
11-P-505020-S-6516-R	Punched Frame For 65x16 (mm) Right Hand Side	6m	4	65x16
11-P-505020-D-6516	Punched Frame For 65x16 (mm) Double Punched	6m	4	65x16



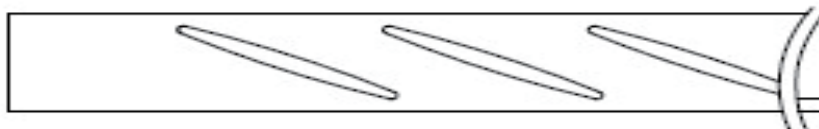
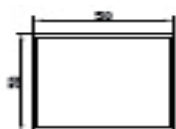
For 60mm Louvre Blade 50x50 Punched

Code	Description	Length	Bundle Quantity	Hole Size
11-P-505020-S-60-L	Punched Frame For 60mm Louvre Blade Left Hand Side	6m	4	60mm Louvre Blade
11-P-505020-S-60-R	Punched Frame For 60mm Louvre Blade Right Hand Side	6m	4	60mm Louvre Blade
11-P-505020-D-60	Punched Frame For 60mm Louvre Blade Double Punched	6m	4	60mm Louvre Blade



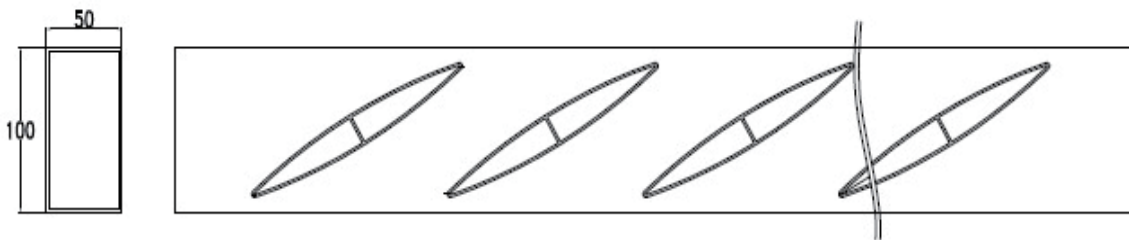
For 85mm Louvre Blade 50x50 Punched

Code	Description	Length	Bundle Quantity	Hole Size
11-P-505020-S-L	Punched Frame For 85mm Louvre Blade Left Hand Side	6m	4	85mm Louvre Blade
11-P-505020-S-R	Punched Frame For 85mm Louvre Blade Right Hand Side	6m	4	85mm Louvre Blade
11-P-505020-D	Punched Frame For 85mm Louvre Blade Double Punched	6m	4	85mm Louvre Blade
11-P-502516-D-8512	Punched Frame 50X25mm For 85mm Louvre Blade Double Punched	6m	4	85mm Louvre Blade



For 160mm Louvre Blade 100x50 Punched

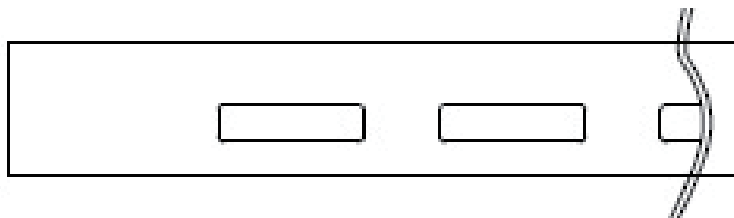
Code	Description	Length	Bundle Quantity	Hole Size
11-P-1005020-S-L	Punched Frame For 160mm Louvre Blade Left Hand Side	6m	2	160mm Louvre Blade
11-P-1005020-S-R	Punched Frame For 160mm Louvre Blade Right Hand Side	6m	2	160mm Louvre Blade
11-P-1005020-D	Punched Frame For 160mm Louvre Blade Double Punched	6m	2	160mm Louvre Blade



Punched Sections (Rectangular Hole)

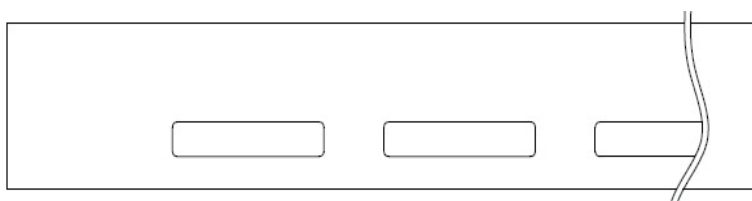
For 38x10(mm) Rectangular Tube 38x38 & 38x19 Punched

Code	Description	Gap	Length	Bundle Quantity	Hole Size
15-383820-S-3810	38x38x2.0(mm) Single Punched 38x10 (mm)Rectangular Hole	20mm	6m	4	38x10
15-381916-S-3810	38x19x1.6(mm) Single Punched 38x10 (mm)Rectangular Hole	20mm	6m	10	38x10
15-381916-D-3810	38x19x1.6(mm) Double Punched 38x10 (mm)Rectangular Hole	20mm	6m	10	38x10



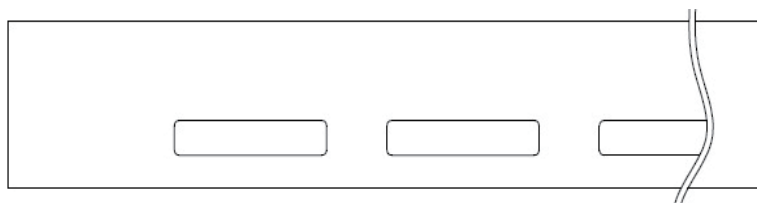
For 50x10(mm) Rectangular Tube 38x38 & 38x19 Punched

Code	Description	Gap	Length	Bundle Quantity	Hole Size
15-383820-S-5010	38x38x2.0(mm) Single Punched 50x10 (mm)Rectangular Hole	20mm	6m	4	50x10
15-381916-S-5010	38x19x1.6(mm) Single Punched 50x10 (mm)Rectangular Hole	20mm	6m	10	50x10
15-381916-D-5010	38x19x1.6(mm) Double Punched 50x10 (mm)Rectangular Hole	20mm	6m	10	50x10



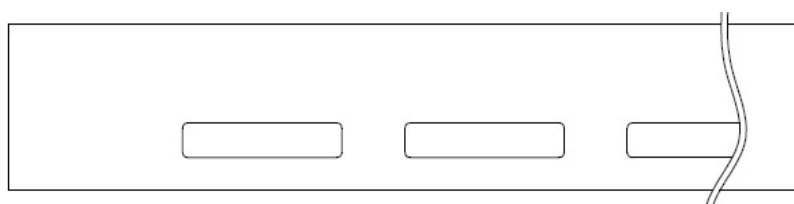
For 50x10(mm) Rectangular Tube 50x50 Punched

Code	Description	Gap	Length	Bundle Quantity	Hole Size
15-505020-S-5010-10	50x50x2.0 (mm) Single Punched 50x10 (mm)Rectangular Hole	10mm	6m	4	50x10
15-505020-D-5010-10	50x50x2.0 (mm) Double Punched 50x10 (mm)Rectangular Hole	10mm	6m	4	50x10
15-505020-S-5010-20	50x50x2.0 (mm) Single Punched 50x10 (mm)Rectangular Hole	20mm	6m	4	50x10
15-505020-D-5010-20	50x50x2.0 (mm) Double Punched 50x10 (mm)Rectangular Hole	20mm	6m	4	50x10



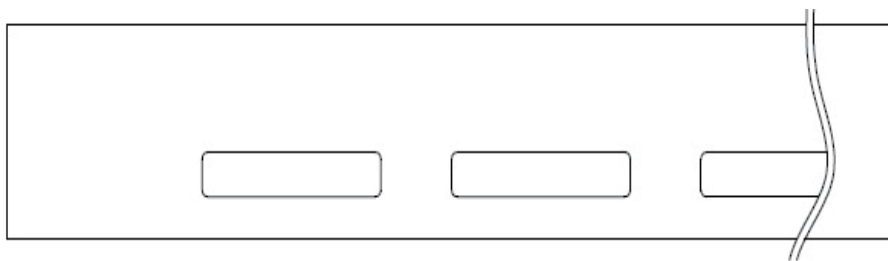
For 50x10(mm) Rectangular Tube 50x19 Punched

Code	Description	Gap	Length	Bundle Quantity	Hole Size
15-501916-S-5010-10	50x19x1.6 (mm) Single Punched 50x10 (mm)Rectangular Hole	10mm	6m	4	50x10
15-501916-D-5010-10	50x19x1.6 (mm) Double Punched 50x10 (mm)Rectangular Hole	10mm	6m	4	50x10
15-501916-S-5010-20	50x19x1.6 (mm) Single Punched 50x10 (mm)Rectangular Hole	20mm	6m	4	50x10
15-501916-D-5010-20	50x19x1.6 (mm) Double Punched 50x10 (mm)Rectangular Hole	20mm	6m	4	50x10



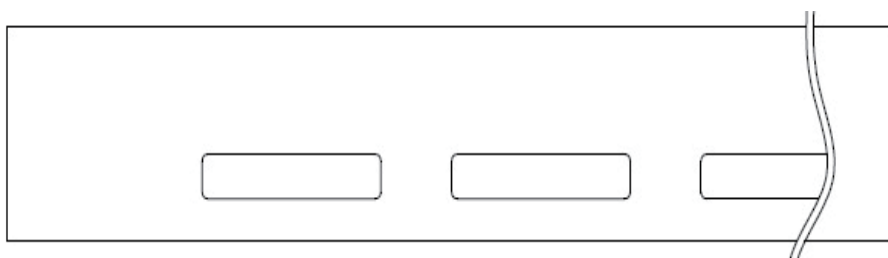
For 65x16(mm) Rectangular Tube 50x50 Punched

Code	Description	Gap	Length	Bundle Quantity	Hole Size
15-505020-S-6516-10	50x50x2.0 (mm) Single Punched 65x16 (mm)Rectangular Hole	10mm	6m	4	65x16
15-505020-D-6516-10	50x50x2.0 (mm) Double Punched 65x16 (mm)Rectangular Hole	10mm	6m	4	65x16
15-505020-S-6516-25	50x50x2.0 (mm) Single Punched 65x16 (mm)Rectangular Hole	25mm	6m	4	65x16
15-505020-D-6516-25	50x50x2.0 (mm) Double Punched 65x16 (mm)Rectangular Hole	25mm	6m	4	65x16



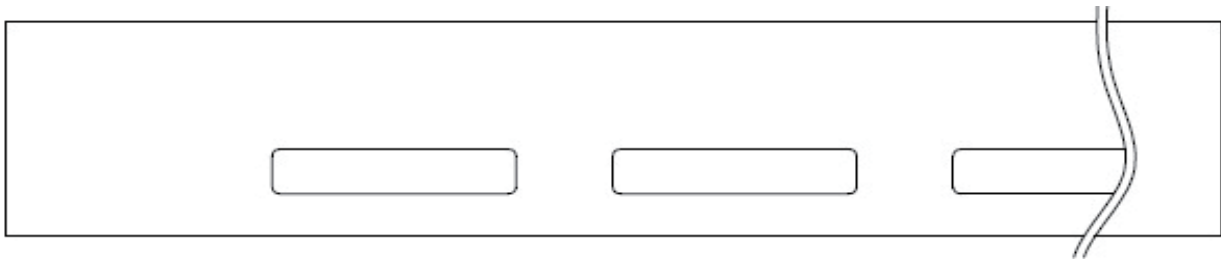
For 65x16(mm) Rectangular Tube 50x19 Punched

Code	Description	Gap	Length	Bundle Quantity	Hole Size
15-501916-S-6516-10	50x19x1.6 (mm) Single Punched 65x16 (mm)Rectangular Hole	10mm	6m	4	65x16
15-501916-D-6516-10	50x19x1.6 (mm) Double Punched 65x16 (mm)Rectangular Hole	10mm	6m	4	65x16
15-501916-S-6516-25	50x19x1.6 (mm) Single Punched 65x16 (mm)Rectangular Hole	25mm	6m	4	65x16
15-501916-D-6516-25	50x19x1.6 (mm) Double Punched 65x16 (mm)Rectangular Hole	25mm	6m	4	65x16



For 90x16(mm) Rectangular Tube 50x50 Punched

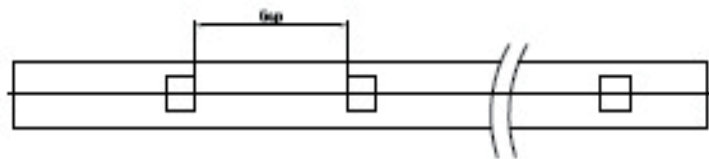
Code	Description	Gap	Length	Bundle Quantity	Hole Size
15-505020-S-9016-10	50x50x2.0 (mm) Single Punched 90x16 (mm)Rectangular Hole	10mm	6m	4	90x16
15-505020-D-9016-10	50x50x2.0 (mm) Double Punched 90x16 (mm)Rectangular Hole	10mm	6m	4	90x16



Punched Sections (Square Hole)

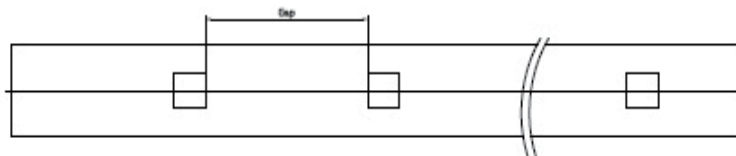
For 19x19(mm) Square Tube 38x25 Punched

Code	Description	Gap	Length	Bundle Quantity	Hole size
15-382516-S-S19	38x25x1.6R1.5 (mm) Single Punched 19x19 (mm) Square Hole	100mm	6m	10	19x19
15-382516-D-S19	38x25x1.6R1.5 (mm) Double Punched 19x19 (mm) Square Hole	100mm	6m	10	19x19
15-382516-S-2419	38x25x1.6R1.5 (mm) Single Punched 24x19 (mm) Square Hole	120mm	6m	10	24x19



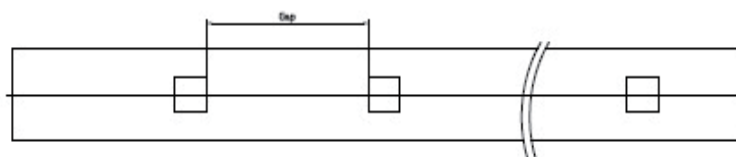
For 19x19(mm) Square Tube 40x40 Punched

Code	Description	Gap	Length	Bundle Quantity	Hole size
15-404016-S-S19-6.5	40x40x1.6 (mm) Single Punched 19x19 (mm) Square Hole	100mm	6.5m	4	19x19
15-404016-D-S19-6.5	40x40x1.6 (mm) Double Punched 19x19 (mm) Square Hole	100mm	6.5m	4	19x19



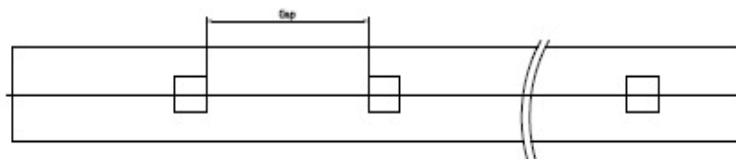
For 19x19(mm) Square Tube 50x50 Punched

Code	Description	Gap	Length	Bundle Quantity	Hole size
15-505020-S-S19-6.5	50x50x2.0 (mm) Single Punched 19x19 (mm) Square Hole	100mm	6.5m	4	19x19
15-505020-D-S19-6.5	50x50x2.0 (mm) Double Punched 19x19 (mm) Square Hole	100mm	6.5m	4	19x19



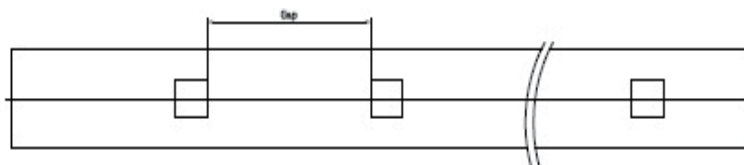
For 25x25(mm) Square Tube 40x40 Punched

Code	Description	Gap	Length	Bundle Quantity	Hole size
15-404016-S-S25-6.5	40x40x1.6 (mm) Single Punched 25x25 (mm) Square Hole	100mm	6.5m	4	25x25
15-404016-D-S25-6.5	40x40x1.6 (mm) Double Punched 25x25 (mm) Square Hole	100mm	6.5m	4	25x25



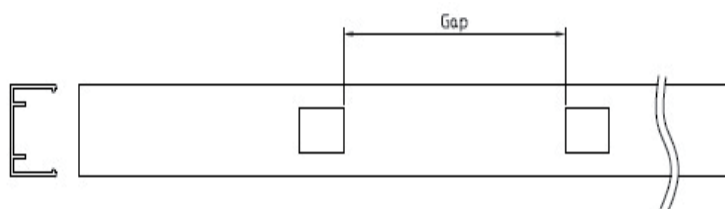
For 25x25(mm) Square Tube 50x50 Punched

Code	Description	Gap	Length	Bundle Quantity	Hole size
15-505020-S-S25-6.5	50x50x2.0 (mm) Single Punched 25x25 (mm) Square Hole	100mm	6.5m	4	25x25
15-505020-D-S25-6.5	50x50x2.0 (mm) Double Punched 25x25 (mm) Square Hole	100mm	6.5m	4	25x25



For 19x19(mm) Square Tube(Punched Channel)

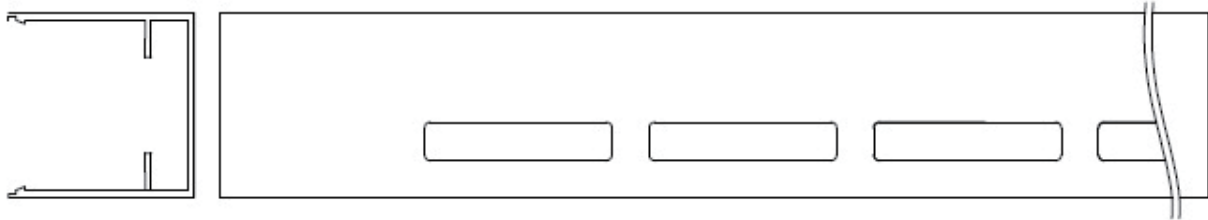
Code	Discription	Gap	Length	Bundle Quantity	Hole size
15-382518-S-S19	38x25x1.6R1.5 (mm) Single Punched 19x19 (mm) Square Hole	100mm	6m	10	19x19
15-382518-S-2419	38x25x1.6R1.5 (mm) Single Punched 24x19 (mm) Square Hole	120mm	6m	10	24x19



Punched Channel Section

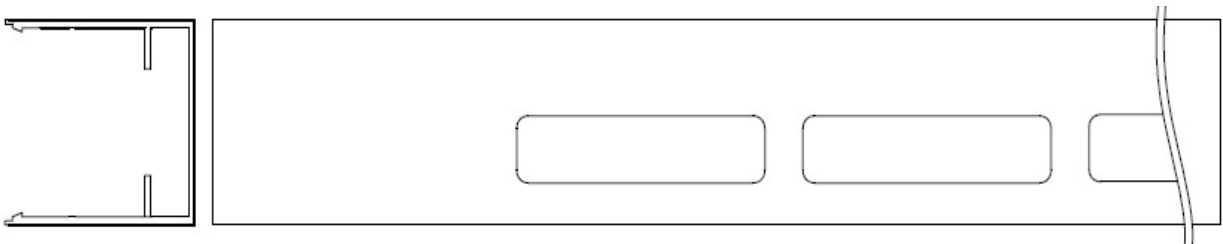
For 50x10(mm)

Code	Description	Gap	Length	Bundle Quantity	Hole Size
15-5050CN-5010-10	50x50x2.5(mm) Channel Single Punched 50x10 (mm) Rectangular Hole	10mm	6m	4	50x10



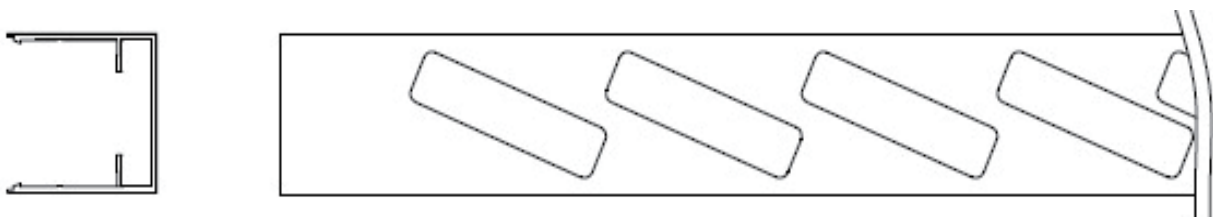
For 65x16(mm)

Code	Description	Gap	Length	Bundle Quantity	Hole Size
15-5050CN-6516-10	50x50x2.5(mm) Channel Single Punched 65x16 (mm) Rectangular Hole	10mm	6m	4	65x16



For 65x16(mm)

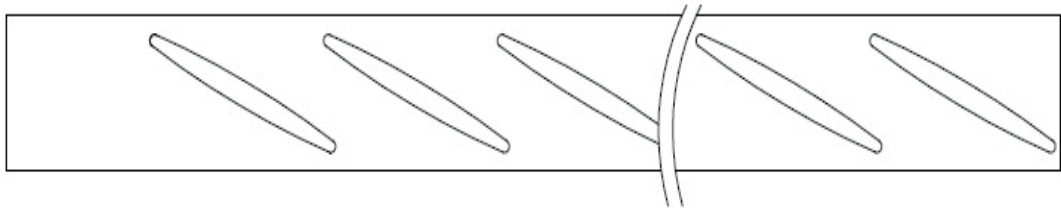
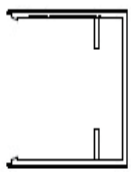
Code	Description	Length	Bundle Quantity	Hole Size
15-5050CN-6516-L	50x50x2.5 (mm) Single Punched (Left) 65x16 (mm) Rectangular Hole	6m	4	65x16
15-5050CN-6516-R	50x50x2.5 (mm) Single Punched (Right) 50x10 (mm) Rectangular Hole	6m	4	65x16



Punched Channel Section

For 85mm Louvre

Code	Description	Length	Bundle Quantity	Hole Size
15-5050CN-8512-L	50x50x2.5 (mm) Single Punched (Left) 85mm Louvre	6m	4	85mm Louvre
15-5050CN-8512-R	50x50x2.5 (mm) Single Punched (Right) 85mm Louvre	6m	4	85mm Louvre



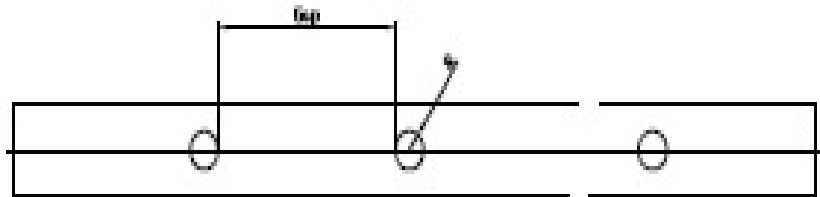
Punched Sections (Round Hole)

For 16mm Round Tube

Code	Description	Gap	Length	Bundle Quantity	Hole Size
15-382516-S-R16	38x25x1.6R1.5 (mm) Single Punched 16mm Round Hole	100mm	6m	10	R16
15-382516-D-R16	38x25x1.6R1.5 (mm) Double Punched 16mm Round Hole	100mm	6m	10	R16

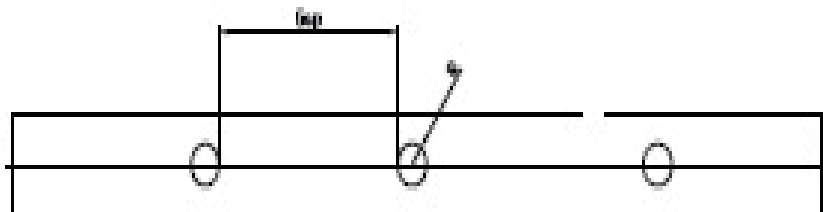
For 19mm Round Tube

Code	Description	Gap	Length	Bundle Quantity	Hole Size
15-382516-S-R19	38x25x1.6R1.5 (mm) Single Punched 19mm Round Hole	100mm	6m	10	R19
15-382516-D-R19	38x25x1.6R1.5 (mm) Double Punched 19mm Round Hole	100mm	6m	10	R19








For 16mm Round Tube(Specified For Pool Fencing)

Code	Description	Gap	Length	Bundle Quantity	Hole Size
15-382520-S-R16	38x25x2.0R3.0 (mm) Single Punched 16mm Round Hole	80mm	6m	10	R16
15-382520-D-R16	38x25x2.0R3.0 (mm) Double Punched 16mm Round Hole	80mm	6m	10	R16



AUTO GATE SYSTEM







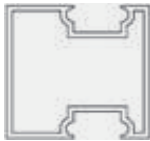
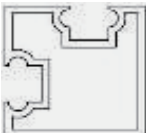
CODE	DESCRIPTION	PICTURE	ALLOY	LENGTH (m)	BUNDLE QTY	FINISH
35-404025	AUTO GATE SYSTEM		6060	6	4	MILL
35-505030-4.5	AUTO GATE SYSTEM		6060	4.5	4	MILL
35-505030-6.5	AUTO GATE SYSTEM		6060	6.5	4	MILL
35-CN40	AUTO GATE SYSTEM		6060	6	4	MILL
35-CN50	AUTO GATE SYSTEM		6060	6	4	MILL

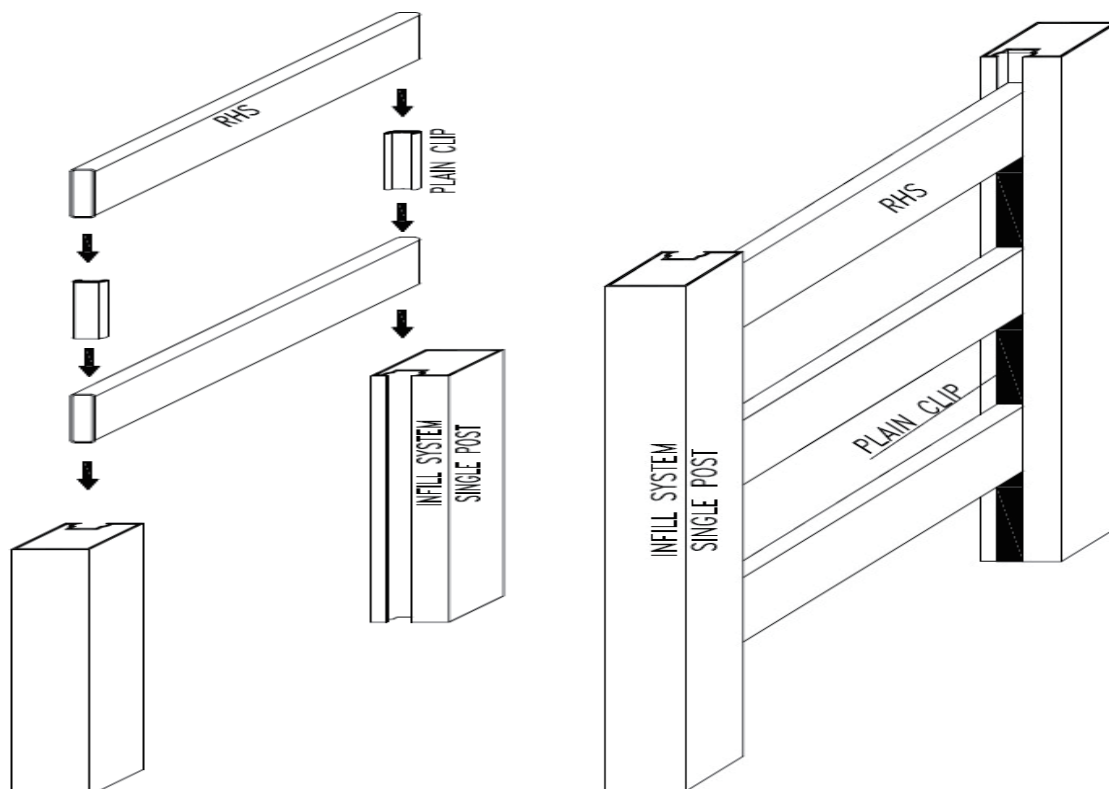
AUTO GATE OPERATOR

CODE	BRANDE	DESCRIPTION
35-FAAC-SL500FK		 1XOPERATORS With 4m NYLON RACK 1XRECEIVER&2XREMOTES 500KG
35-BFT-SL500FK		 1XOPERATORS With 4m NYLON RACK 1XRECEIVER&2XREMOTES 500KG
35-DITEC-SL500FK		 1XOPERATORS With 4m NYLON RACK 1XRECEIVER&2XREMOTES 500KG





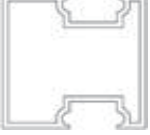
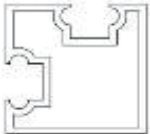


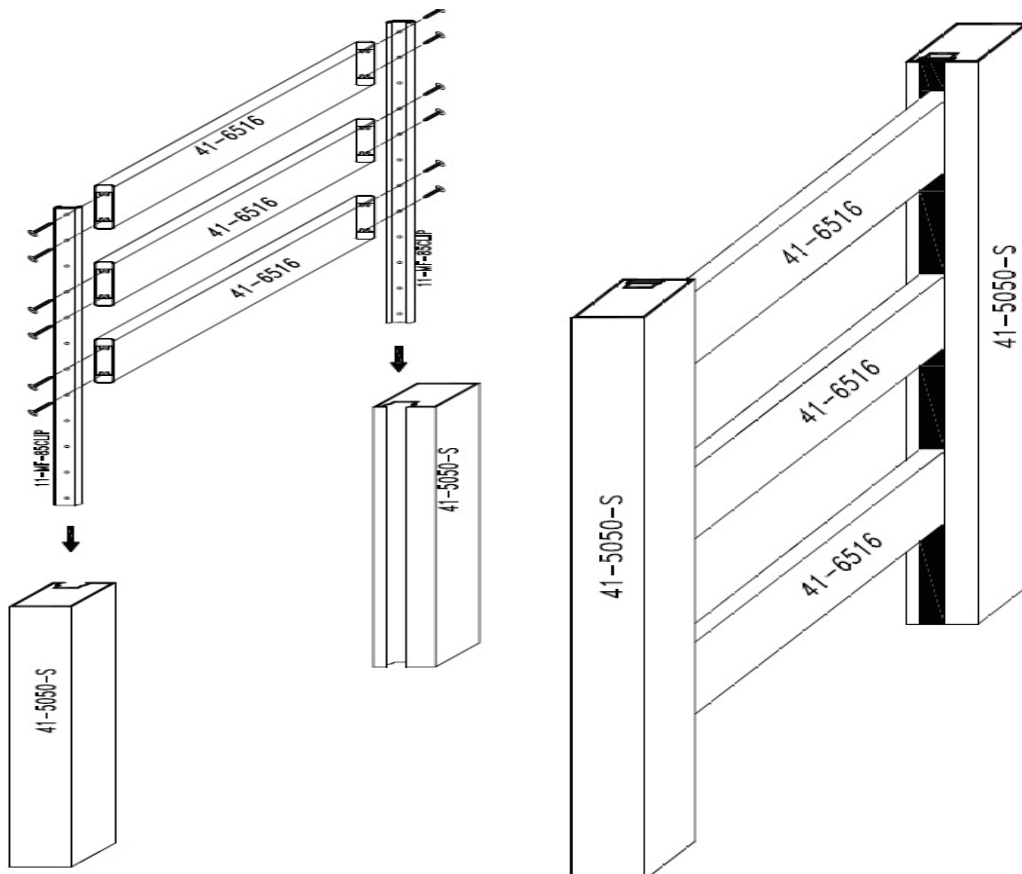
INFILL SYSTEM(PART WELD)

CODE	DESCRIPTION	PICTURE	ALLOY	LENGTH (m)	BUNDLE QTY	FINISH
03-381616	RHS 38X16X1.6		6060	6	6	MILL
03-651616	RHS 65X16X1.6		6060	6	6	MILL
03-651616-6.5	RHS 65X16X1.6		6060	6.5	6	MILL
03-901616	RHS 90X16X1.6		6060	6	6	MILL
11-MF-85CLIP	PLAIN CLIP		6060	6.5	20	MILL
41-5050-S	INFILL SYSTEM SINGLE POST		6060	6	4	MILL
41-5050-D	INFILL SYSTEM DOUBLE POST		6060	6	4	MILL
41-5050-C	INFILL SYSTEM CONNER POST		6060	6	4	MILL

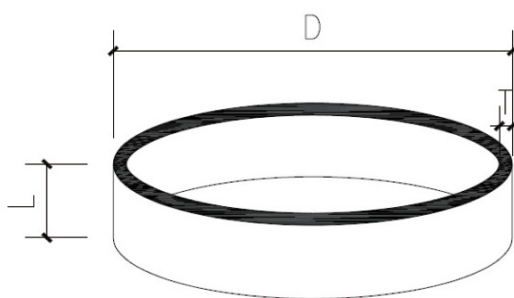



INFILL SYSTEM(NO WELD)

CODE	DESCRIPTION	PICTURE	ALLOY	LENGTH (m)	BUNDLE QTY	FINISH
41-5010	NO WELD SYSTEM 50X10		6060	6	6	MILL AND TIMBER
41-6516	NO WELD SYSTEM 65X10 6		6060	6	6	MILL AND TIMBER
11-MF-85CLIP	PLAIN CLIP		6060	6.5	10	MILL
41-5050-S	INFILL SYSTEM SINGLE POST		6060	6	4	MILL
41-5050-D	INFILL SYSTEM DOUBLE POST		6060	6	4	MILL
41-5050-C	INFILL SYSTEM CONNER POST		6060	6	4	MILL

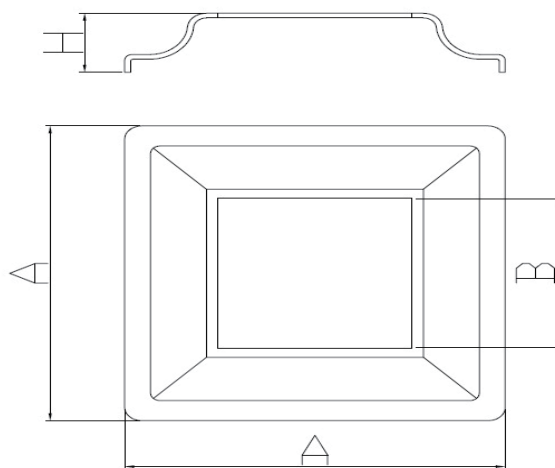


Ring



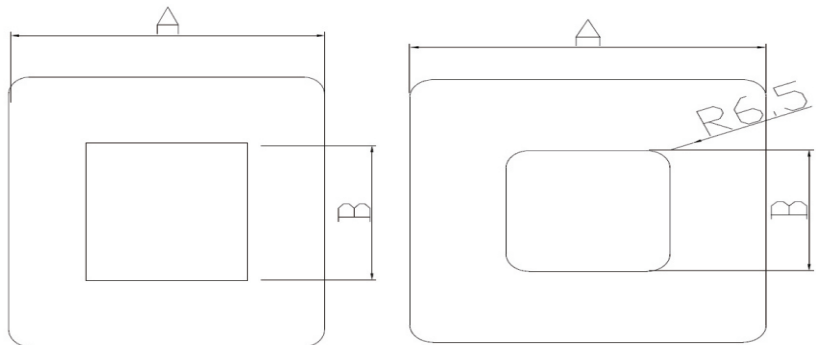

Code	Description	D	L	T	Packing
18-8016	Aluminium Ring	80mm	16mm	3mm	200/Box
18-8019	Aluminium Ring	80mm	19mm	3mm	200/Box
18-10016	Aluminium Ring	100mm	16mm	6mm	150/Box
18-10019	Aluminium Ring	100mm	19mm	6mm	150/Box
18-10025	Aluminium Ring	100mm	25mm	6mm	120/Box

Base Cover




Code	Description	A	B	H	Packing
19-PRE-3838	Base Cove For 38x38 SHS	90mm	39mm	23mm	250/Box
19-PRE-4040	Base Cove For 40x40 SHS	90mm	41mm	23mm	250/Box
19-PRE-4545	Base Cove For 45x45 SHS	100mm	46mm	25mm	200/Box
19-PRE-5050	Base Cove For 50x50 SHS	100mm	51mm	25mm	200/Box

Base Cover (Flat)



Code	Description	A	B	Thickness	Packing
20-3838S	Base Cove For 38x38 SHS	100mm	39mm	3mm	200/Box
20-4040S	Base Cove For 40x40 SHS	100mm	41mm	3mm	200/Box
20-4545S	Base Cove For 45x45 SHS	100mm	46mm	3mm	200/Box
20-5050S-R Corner	Base Cove For 50x50 R6.5	100mm	51mm	3mm	200/Box
20-5050S-S Corner	Base Cove For 50x50 SHS	100mm	51mm	3mm	200/Box

Base Cover(For Round Tube)



Code	Description	Packing
20-50R-P	Base Cove For 50mm Round Tube	250/Box

Aluminium Elbow




Code	Description	Packing
21-40R-BEND	DIA:40mm Elbow	10/Box
21-50R-BEND	DIA:50mm Elbow	10/Box



Code	Description	Packing
21-40R-BEND-L	DIA:40mm Elbow	10/Box
21-50R-BEND-L	DIA:50mm Elbow	10/Box

Bracket




Code	Description	Colour
21-3825	38x25 (mm) Fence Bracket	Mill
21-3825-Black	38x25 (mm) Fence Bracket	Black
21-3825-Primrose	38x25 (mm) Fence Bracket	Primrose



Code	Description	Colour
21-4040B	40x40 (mm) Fence Bracket	Mill
21-4040B-Black	40x40 (mm) Fence Bracket	Black



Code	Description	Packing
21-5025	50x25 (mm) Fence Bracket	200/Box



Code	Description	Packing
21-5050-2	50x50 (mm) Fence Bracket	105/Box



Code	Description	Packing
21-5050-4	50x50 (mm) Fence Bracket	105/Box

Bracket



Code	Description	Packing
21-3825-S-D	38x25 (mm) Double Side Fence Bracket Zinc Plated	240/Box



Code	Description	Packing
21-3825-S-S	38x25 (mm) Single Side Fence Bracket Zinc Plated	240/Box



Code	Description	Packing
21-4040-S-D	40x40 (mm) Single Side Fence Bracket Zinc Plated	240/Box



Code	Description	Packing
21-50R	Bracket For 50mm Round Tube	100/Box
21-60R	Bracket For 60mm Round Tube	100/Box



Code	Description	Packing
21-75100	Wall Bracket For Handrail (Aluminium)	250/Box
21-75100-S	Wall Bracket For Handrail (Steel)	250/Box




Code	Description	Packing
21-38100	Square Post Bracket For Handrail	250/Box



Code	Description	Packing
21-Bracket-3838	Bracket For 38x38(mm) Post	250/Box
21-Bracket-5050	Bracket For 50x50(mm) Post	200/Box




End Cap



Code	Description	Packing
22-5010	End Cap For 50x10 (mm) RHS	2000/Box




Code	Description	Packing
22-50R	End Cap For 50mm Round Glazing Post	1000/Box




Code	Description	Packing
22-50R-2.0	End Cap For 50x2.0(mm) Round Tube	1000/Box
22-50R-3.0	End Cap For 50x3.0(mm) Round Tube	1000/Box



Code	Description	Packing
22-50S	End Cap For 50mm Square Glazing Post	1000/Box



Code	Description	Packing
22-5550	End Cap For 55x50(mm) Mushroom Handrail	200/Box



Code	Description	Packing
22-5550-B	End Cap For 55x50(mm) Mushroom Handrail With Bracket	200/Box

End Cap




Code	Description	Packing
22-6030	End Cap For 60x30(mm) Handrail	500/Box



Code	Description	Packing
22-6030-S	End Cap For 60x30(mm) Handrail Sharp Edge	800/Box



Code	Description	Packing
22-6040	End Cap For 60x40(mm) Half Round Handrail	200/Box



Code	Description	Packing
22-6040-B	End Cap For 60x40(mm) Half Round Handrail With Bracket	200/Box




Code	Description	Packing
22-6350	End Cap For 63x50(mm) Half Round Handrail	200/Box



Code	Description	Packing
22-6350-B	End Cap For 63x50(mm) Half Round Handrail With Bracket	200/Box

End Cap



Code	Description	Packing
22-6443	End Cap For 64x43(mm) Mushroom Handrail	200/Box



Code	Description	Packing
22-6516	End Cap For 65X16 (mm) RHS	800/Box
22-9016	End Cap For 90X16 (mm) RHS	500/Box



Code	Description	Packing
22-6516-B	End Cap For 65X16 (mm) RHS With Screw Hole	200/Bag



Code	Description	Packing
22-7050	End Cap For 70x50(mm) Mushroom Handrail	200/Box



Code	Description	Packing
22-7530	End Cap For 75x30(mm) Handrail	500/Box



Code	Description	Packing
22-3838	End Cap For 38x38x2.0(mm) Square Hollow Section	800/Box
22-4040	End Cap For 40x40x2.0(mm) Square Hollow Section	800/Box
22-5050	End Cap For 50x50x2.0(mm) Square Hollow Section	800/Box

Plastic Inserts

Round Tube Inserts

Code	Size	Tube Thickness	Colour
23-16R	16mm	0.8-2.0mm	Black
23-19R	19mm	0.8-2.5mm	Black
23-25R	25mm	1-3mm	Black
23-32R	32mm	0.8-2.5mm	Black
23-40R	40mm	1-3mm	Black
23-50R	50mm	1-2.5mm	Black

Square Tube Inserts

Code	Size	Tube Thickness	Colour
23-1919	19x19mm	1.2-2.9mm	Black
23-2525	25x25mm	1-3mm	Black
23-3838	38x38mm	1-3.5mm	Black
23-4040	40x40mm	1-3mm	Black
23-4545	45x45mm	1-3mm	Black
23-5050F	50x50mm	0.8-2.5mm	Black
23-6565F	65x65mm	2-4.5mm	Black
23-7575	75x75mm	2-4.5mm	Black
23-100100F	100x100mm	1-4mm	Black

Rectangular Tube Inserts

Code	Size	Tube Thickness	Colour
23-3825	38x25mm	1-3mm	Black
23-5019	50x19mm	1-3mm	Black
23-5025	50x25mm	0.8-3mm	Black
23-7525	75x25mm	1-3mm	Black
23-7550	75x50mm	2-4mm	Black
23-8040	80x40mm	1-3mm	Black
23-8050	80x50mm	2-4mm	Black
23-10025	100x25mm	1.5-3mm	Black
23-10050	100x50mm	2-3mm	Black
23-15050	150x50	2-4mm	Black



Dome Plug



code	Description	Colour	Packing
23-19HB	19mm Dome Plug	Black	100/Bag
23-19HW	19mm Dome Plug	White	100/Bag

Plastic Cap (Pyramid Shape)



code	Description	Colour	Packing
23-5050	50x50mm Plastic Cap Pyramid Shape	Black	500/Box
23-6565	65x65mm Plastic Cap Pyramid Shape	Black	320/Box



code	Description	Colour	Gate Gap
25-6078SP	Magna Latch Side Pull	Black	10mm
25-6078SP-W	Magna Latch Side Pull	White	10mm



code	Description	Colour	Gate Gap
25-MLSPS2L	Magna Latch Lockable Side Pull	Black	10mm



code	Description	Colour	Gate Gap
25-26086VP	Magna Latch Vertical Pull	Black	9-37mm
25-26086VP-W	Magna Latch Vertical Pull	White	9-37mm



code	Description	Colour	Gate Gap
25-51586TP2HGA	Magna Latch Top Pull	Black	9-37mm
25-51586TP2HGA-W	Magna Latch Top Pull	White	9-37mm

**z-Lokk®**

code	Description	Colour	Gate Gap
25-ZL1	Z-Lokk-Keyed Alike	Black	10-32mm
25-ZL2	Z-Lokk-Keyed Alike	Black	10-32mm

**T-Latch™**

code	Description	Colour	Gate Gap
25-TL01	T-Latch	Black	10-45mm

**LOKKLatch® PRO.SL**


code	Description	Colour	Gate Gap
25-LLP1S	Lokk Latch PRO-SL	Black	13-38mm
25-LLPISW	Lokk Latch PRO-SL	White	13-38mm

**LOKKLatch® DELUXE**

code	Description	Colour	Gate Gap
25-LLDAB	Lokk Latch DELUXE+External Kit	Black	16-38mm
25-LLDABW	Lokk Latch DELUXE+External Kit	White	16-38mm



code	Description	Colour	Gate Gap
25-LLAA	Lokk Latch Series 2	Black	10-35mm
25-LLAAW	Lokk Latch Series 2	White	10-35mm
25-LLAAB	Lokk Latch Series2+EAK	Black	10-35mm
25-LLAAW	Lokk Latch Series2+EAK	White	10-35mm



code	Description	Colour	Gate Gap	Gate Weight
25-AJUHinges	TruClose Regular	Black	6-22mm	25kg
25-AJUHinges-W	TruClose Regular	White	6-22mm	25kg



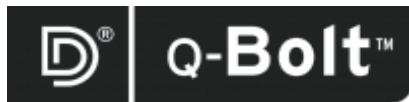
code	Description	Colour	Gate Gap	Gate Weight
25-AJUHinges-HD	TruClose Heavy Duty	Black	6-25mm	60kg
25-AJUHinges-HD-W	TruClose Heavy Duty	White	6-25mm	60kg



code	Description	Colour	Gate Weight
25-KFS	KwikFit Fixed Tension Hinge	Black	20kg



code	Description	Colour	Gate Weight
25-KFA	KwikFit Adjustable Tension Hinge	Black	12kg



code	Description	Colour	Size
25-QB124	Q-Bolt	Black	610mm
25-QB140	Q-Bolt	Black	1016mm



code	Description	Colour	Size
25-LB118BX	Lokk Bolt	Black	457mm
25-LB118BXWT	Lokk Bolt	White	457mm
25-LB124BX	Lokk Bolt	Black	610mm
25-LB124BXWT	Lokk Bolt	White	610mm



code	Description	Colour
25-FPBSSSFM	PullBolt-Face Mount	Stainless Steel



code	Description	Colour
25-FPBSSSM	PullBolt-Side Mount	Stainless Steel

Spear Head



code	Description	Tube Size	Packing
27-16A	Spear Head	16mm Round Tube	200/Box
27-19A	Spear Head	19mm Round Tube	200/Box
27-1919A	Spear Head	19x19mm Square Tube	200/Box



code	Description	Tube Size	Packing
27-16B	Spear Head	16mm Round Tube	200/Box
27-19B	Spear Head	19mm Round Tube	200/Box
27-1919B	Spear Head	19x19mm Square Tube	200/Box

Spear Head



code	Description	Tube Size	Packing
27-16C	Spear Head	16mm Round Tube	200/Box
27-19C	Spear Head	19mm Round Tube	200/Box



code	Description	Tube Size	Packing
27-16D	Spear Head	16mm Round Tube	200/Box
27-19D	Spear Head	19mm Round Tube	200/Box
27-1919D	Spear Head	19x19mm Square Tube	200/Box




code	Description	Tube Size	Packing
27-5010	Spear Head	50x10mm RHS	200/Box
27-6516	Spear Head	65x16mm RHS	200/Box



code	Description	Tube Size	Packing
27-5050B	Spear Head	50x50mm SHS	100/Box
27-6565B	Spear Head	65x65mm SHS	100/Box

Steel End Cap



code	Description	Tube Size	Packing
31-5050	Steel End Cap	50x50mm SHS	500/Box
31-6565	Steel End Cap	65x65mm SHS	250/Box
31-7575	Steel End Cap	75x75mm SHS	100/Box
31-9090	Steel End Cap	90x90mm SHS	100/Box
31-100100	Steel End Cap	100x100mm SHS	250/Box



code	Description	Tube Size	Packing
31-32R	Steel End Cap	32mm Round Tube	600/Box
31-40R	Steel End Cap	40mm Round Tube	500/Box
31-50R	Steel End Cap	50mm Round Tube	300/Box
31-100R	Steel End Cap	100mm Round Tube	120/Box

D Latch



Code	Description	Packing
32-DL01	D-Latch+Striker Zinc Palte	100/Box



Code	Description	Packing
32-DL01H	D-Latch Handle Zinc Plate	100/Box



Drop Bolt





Code	Description	Packing
32-DBOLT	Drop Bolt 400mm	40/Box
32-DBOLT-550	Drop Bolt 550mm	30/Box

Shoot Padbolt



Code	Description	Packing
32-Shoot Padbolt	Shoot Padbolt Zinc Plate	100/Box

Diamond




Code	Description	Packing
28-Diamond-100S	Single Diamond 100x100(mm)	200/Box
28-Diamond-D	Double Diamond	100/Box
28-Diamond-T	Triple Diamond	100/Box

Scrool




Code	Description	Packing
28-22085	Aluminium Scroll 220x85(mm)	50/ Box
28-320105	Aluminium Scroll 320x105(mm)	30/Box

Cross




Code	Description	Packing
28-Cross-1360	Aluminium Cross 100mm	200/ Box

Twist Bar



Code	Description	Packing
28-1212-S	Twist Bar 12x12(mm) Single	10/ Bundle
28-1212-D	Twist Bar 12x12(mm) Double	10/ Bundle
28-1616-S	Twist Bar 16x16(mm) Single	10/ Bundle
28-1616-D	Twist Bar 16x16(mm) Double	10/ Bundle




Code	Description	Packing
28-A-H	Decorative Aluminium Type A 16x16(mm) Square Hollow Tube	5/ Bundle
28-A-S	Decorative Aluminium Type A 16x16(mm) Square Solid Bar	5/ Bundle



Code	Description	Packing
28-B-H	Decorative Aluminium Type B 16x16(mm) Square Hollow Tube	5/ Bundle
28-B-S	Decorative Aluminium Type B 16x16(mm) Square Solid Bar	5/ Bundle

Hardware For Auto Gate



Code	Description	Packing
35-NB75	75mm Sliding Block White in Colour	20 /Box



Code	Description	Packing
35-NB75-HDPP	75mm Sliding Block White in Colour	20 /Box
35-NB100-HDPP	100mm Sliding Block White in Colour	10 /Box



Code	Description	Packing
35-ROLLER-S	37 x 30mm long White Nylon Top Roller, Steel Shaft, Zinc Plated	50 /Box



Code	Description	Packing
35-ROLLER-60	40 x 60mm long White Nylon Top Roller, Steel Shaft, Zinc Plated	50 /Box
35-ROLLER-140	40x140mm long White Nylog Top Roller, Zinc plate steel	25 /Box



Code	Description	Packing
35-Angle Bracket	Angle Bracket for Top Roller, Zinc Plated	25 /Box



Code	Description	Packing
35-Wheel 90-NY	90mm White Nylon Wheel with Stainless steel Bracket for Sliding Gate	12 /Box





Code	Description	Packing
35-Wheel 90-AL	90mm Steel Wheel for Sliding Gate	12 /Box
35-Wheel 120	120mm Steel Wheel with Bracket for Sliding Gate	12 /Box



Code	Description	Packing
35-STRACK3	3m Sliding Gate Track (3mm thick) Pre-Gal	3 m
35-STRACK4	4m Sliding Gate Track (3mm thick) Pre-Gal	4 m
35-STRACK6	6m Sliding Gate Track (3mm thick) Pre-Gal	6m



Code	Description	Packing
35-STOPPER	Gate Stopper - Non Adjustable	30 /Box



Code	Description	Packing
35-STOPPER-A	Gate Stopper - Adjustable, Zinc Plated	30 /Box





Code	Description	Packing
35-STOPPER-SW	Swing Gate Stopper, Zinc Plated	20 /Box



Code	Description	Packing
25-10075S	Butt Hinge 100x75x2.5mm , Fixed Pin , Zinc Plate	50 /Box



Code	Description	Packing
35-SBH-S-L	Aluminium Hinge 120mmx25mm Left	20 Pair /Box
35-SBH-S-R	Aluminium Hinge 120mmx25mm Right	20 Pair /Box
35-SBH-L-L	Aluminium Hinge 160mmx36mm Left	15 Pair /Box
35-SBH-L-R	Aluminium Hinge 160mmx36mm Right	15 Pair /Box




Code	Description	Packing
35-SBH-1060L	Steel Ball Hinge Weld/Weld 150kg , Left Hand	32 /Box
35-SBH-1060R	Steel Ball Hinge Weld/Weld 150kg , Right Hand	32 /Box



Code	Description	Packing
35-SBH-1061L	Steel Ball Hinge Weld/Bolt 150kg , Left Hand	32 /Box
35-SBH-1061R	Steel Ball Hinge Weld/Bolt 150kg , Right Hand	32 /Box



Code	Description	Packing
35-SBH-1062L	Steel Ball Hinge Bolt/Bolt 150kg , Left Hand	32 /Box
35-SBH-1062R	Steel Ball Hinge Bolt/Bolt 150kg , Right Hand	32 /Box



Code	Description	Packing
35-SBH-1068L	Steel Ball Hinge Heavy Duty , Left Hand	50 /Box
35-SBH-1068R	Steel Ball Hinge Heavy Duty , Right Hand	50 /Box



Punch-in Ball Bearing Hinge



Code	Description	Packing
35-BOLT-50 Alu	Ball Bearing Hinge to fit inside 50x50 Alumimum tube, loading capacity 300kg, For wall thickness 1.6-2.5mm	18 /Box
35-BOLT-65 Alu	Ball Bearing Hinge to fit inside 65x65 Alumimum tube, loading capacity 300kg, For wall thickness 2.5mm	8 /Box
35-BOLT-75 Alu	Ball Bearing Hinge to fit inside 75x75 Alumimum tube, loading capacity 300kg, For wall thickness 2.5mm	18 /Box



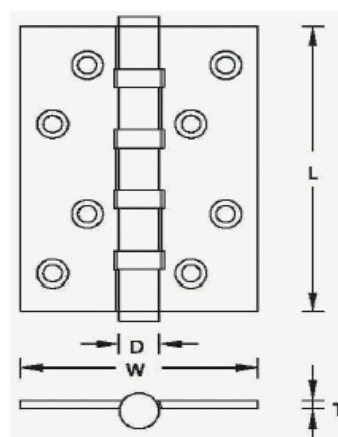

Code	Description	Packing
35-BOLT-40 Steel	Ball Bearing Hinge to fit inside 40x40 Steel tube,loading capacity 300kg,For wall thickness 1.6mm	18 /Box
35-BOLT-50 Steel	Ball Bearing Hinge to fit inside 50x50 Steel tube,loading capacity 300kg,For wall thickness 2.0mm	18 /Box
35-BOLT-65 Steel	Ball Bearing Hinge to fit inside 65x65 Steel tube,loading capacity 300kg,For wall thickness 2.5mm	8 /Box
35-BOLT-75 Steel	Ball Bearing Hinge to fit inside 75x75 Steel tube,loading capacity 300kg,For wall thickness 2.5mm	8 /Box



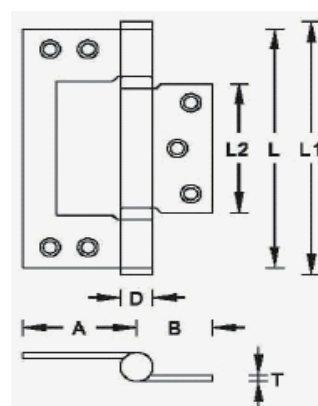

Code	Description	Packing
35-BOLT300	Ball Bearing Hinge, loading capacity 300kg	18 /Box
35-BOLT500	Ball Bearing Hinge, loading capacity 500kg	8 /Box

Stainless Steel Fitting

Hinge




Code	L	W	T	D
39-HGD-432.5	101.6mm	76mm	2.5mm	12mm
39-HGD-532.5	127mm	76mm	2.5mm	12mm
39-HGD-543.0	127mm	101.6mm	3.0mm	12mm



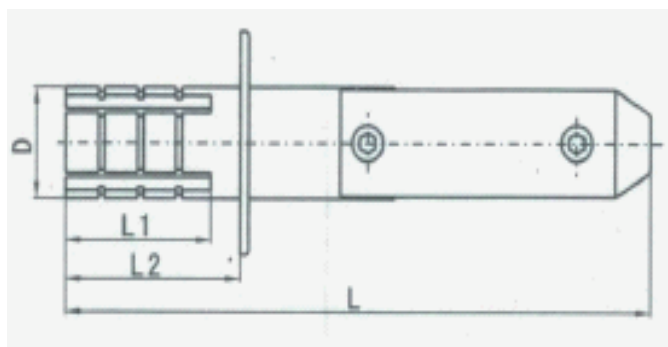
Code	A	B	L	L1	L2	T	D
39-HGS-10042	42mm	28mm	100mm	106mm	54mm	2.5mm	12mm
39-HGS-76265	26.5mm	20.5mm	76mm	82mm	38.5mm	1.5mm	7mm

Spring Hinge

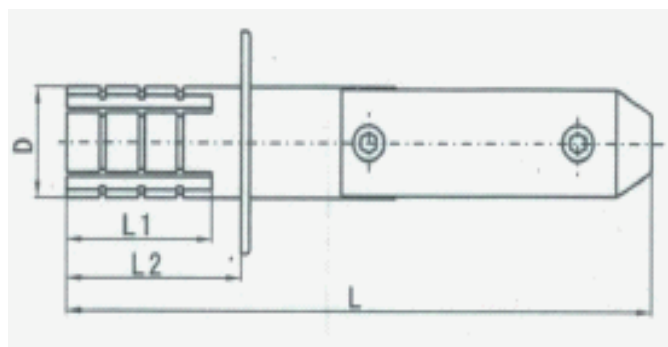


Code	L	W	T	D
39-HGSP-432.5	101.6mm	77mm	2.5mm	18mm
39-HGSP-442.5	101.6mm	101.6mm	2.5mm	18mm

Spigot



Code	L	L1	L2	D	Finish
39-G-P-50S-302	302mm	75mm	80-90mm	50mm	Satin
39-G-P-50S-M-302	302mm	75mm	80-90mm	50mm	Mirror
39-G-P-50S-362	362mm	75mm	80-90mm	50mm	Satin
39-G-P-50S-M-362	362mm	75mm	80-90mm	50mm	Mirror




Code	L	L1	L2	D	Finish
39-G-P-50R-302	302mm	75mm	80-90mm	50mm	Satin
39-G-P-50R-M-302	302mm	75mm	80-90mm	50mm	Mirror
39-G-P-50R-362	362mm	75mm	80-90mm	50mm	Satin
39-G-P-50R-M-362	362mm	75mm	80-90mm	50mm	Mirror




Stainless Mounting Bracket




Code	Description	Finish
39-G-HGSP-Latch-GG	Stainless Mounting Bracket Glass To Glass	Satin
39-G-HGSP-Latch-GG-M	Stainless Mounting Bracket Glass To Glass	Mirror



Code	Description	Finish
39-G-HGSP-Latch-GG-90	Stainless Mounting Bracket Glass To Glass 90 Degree	Satin
39-G-HGSP-Latch-GG-90-M	Stainless Mounting Bracket Glass To Glass 90 Degree	Mirror

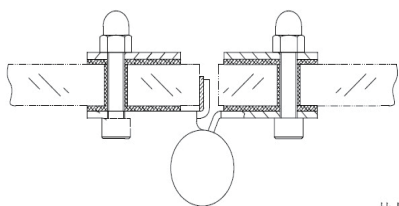


Code	Description	Finish
39-G-HGSP-Latch-GS	Stainless Mounting Bracket Glass To Wall Or Post	Satin
39-G-HGSP-Latch-GS-M	Stainless Mounting Bracket Glass To Wall Or Post	Mirror

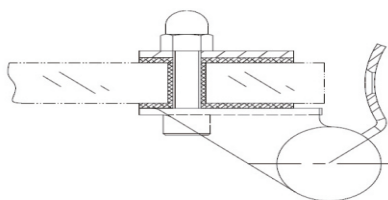


Code	Description	Finish
39-G-HGSP-Latch-GR	Stainless Mounting Bracket Glass To Round Post	Satin
39-G-HGSP-Latch-GR-M	Stainless Mounting Bracket Glass To Round Post	Mirror


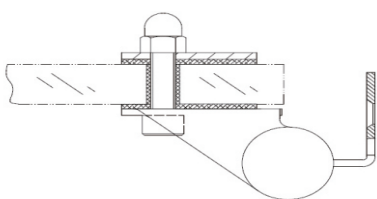
Stainless Mounting Spring Hinge



Code	Description	Finish
39-G-HGSP-GG	Stainless Mounting Spring Hinge Glass To Glass	Satin

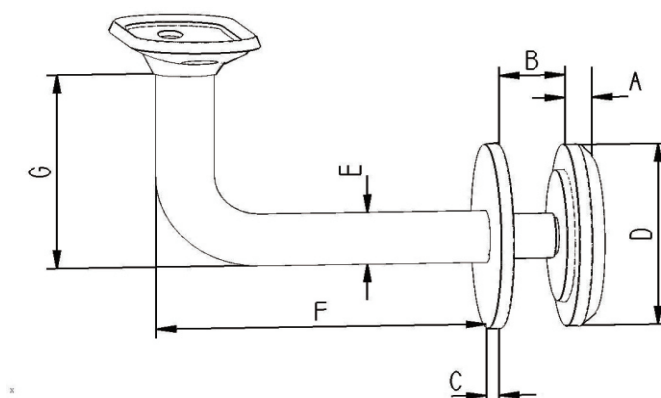



Code	Description	Finish
39-G-HGSP-GR	Stainless Mounting Spring Hinge Glass To Round Post	Satin



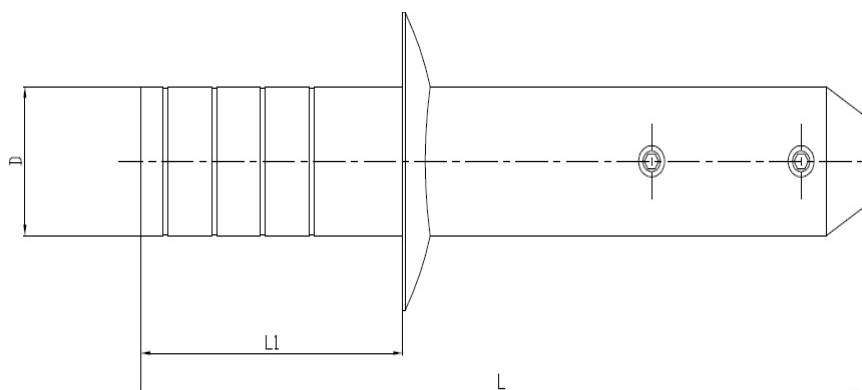
Code	Description	Finish
39-G-HGSP-GS	Stainless Mounting Spring Hinge Glass To Wall Or Square Post	Satin

Stainless Handrail Bracket

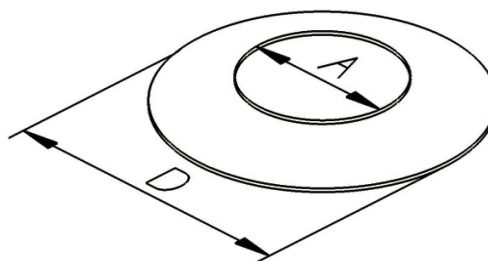


Code	A	B	C	D	E	F	Finish
39-G-BRACKET-38R	6mm	10-12mm	3mm	38mm	14mm	80mm	Satin
39-G-BRACKET-M-38R	6mm	10-12mm	3mm	38mm	14mm	80mm	Mirror
39-G-BRACKET-50R	6mm	10-12mm	3mm	50mm	14mm	80mm	Satin
39-G-BRACKET-M-50R	6mm	10-12mm	3mm	50mm	14mm	80mm	Mirror

Spigot(No holes in glass required) 50mm Round

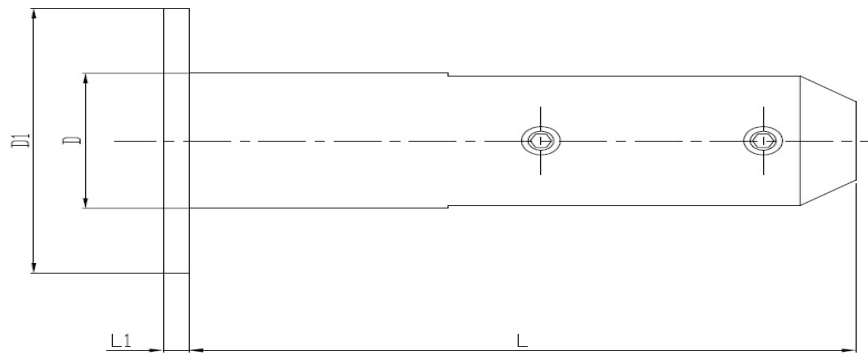


Code	L	L1	D	Finish
39-G-P-50R-290	290mm	105mm	50mm	Satin
39-G-P-50R-M-290	290mm	105mm	50mm	Mirror




Code	A	D	Finish
39-G-BC-50R-290	50.5mm	100mm	Satin
39-G-BC-50R-290-M	50.5mm	100mm	Mirror

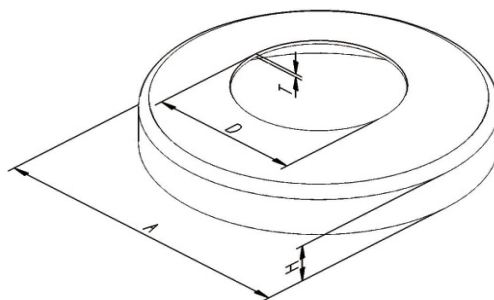
Spigot(No holes in glass required) 50mm Round



Code	L	L1	D1	D	Finish
39-G-P-50R-190	180mm	7mm	98mm	50mm	Satin
39-G-P-50R-M-190	180mm	7mm	98mm	50mm	Mirror

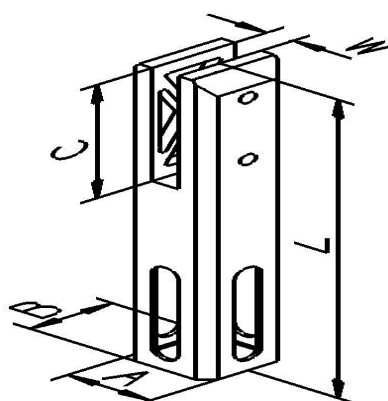


Code	Finish	Description	Packing
39-S-M8-75	Satin	Screw For Timber	20/Bag
39-S-M8-M-75	Mirror	Screw For Timber	20/Bag

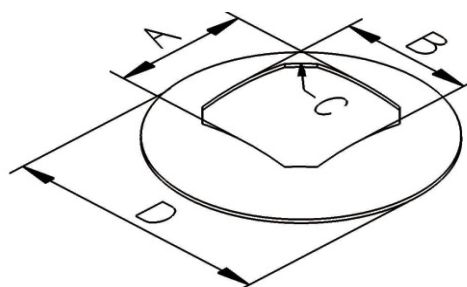



Code	A	H	D	Finish
39-G-BC-50R-190	100mm	15mm	50.5mm	Satin
39-G-BC-50R-190-M	100mm	15mm	50.5mm	Mirror

Spigot(No holes in glass required) 50x50mm Square

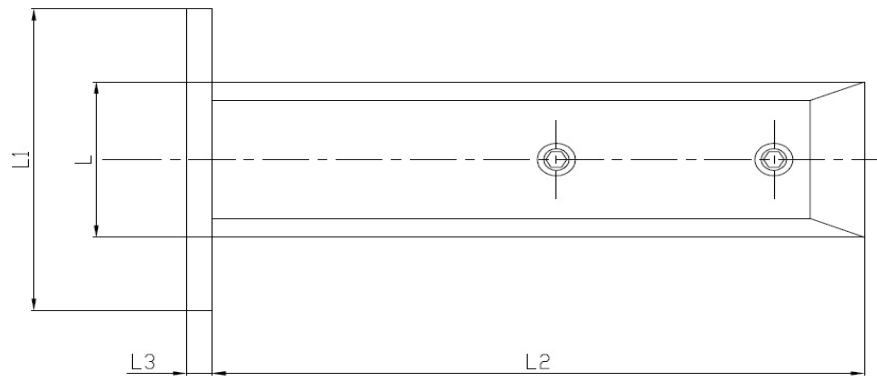


Code	AxB	C	W	L	Finish
39-G-P-50S-290	50x50mm	110mm	16mm	290mm	Satin
39-G-P-50S-M-290	50x50mm	110mm	16mm	290mm	Mirror




Code	AxB	D	Finish
39-G-BC-50S-290	50.5x50.5mm	100mm	Satin
39-G-BC-50S-290-M	50.5x50.5mm	100mm	Mirror

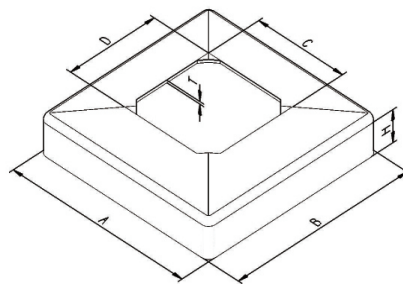
Spigot(No holes in glass required) 50x50mm Square



Code	L2	L3	L1	L	Finish
39-G-P-50S-190	180mm	7mm	98mm	50mm	Satin
39-G-P-50S-M-190	180mm	7mm	98mm	50mm	Mirror

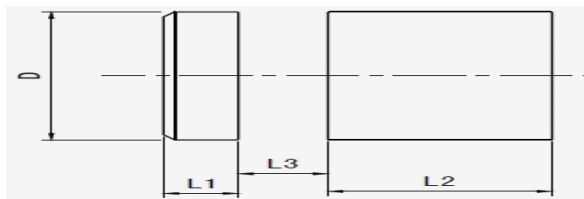



Code	Finish	Description	Packing
39-S-M8-75	Satin	Screw For Timber	20/Bag
39-S-M8-M-75	Mirror	Screw For Timber	20/Bag

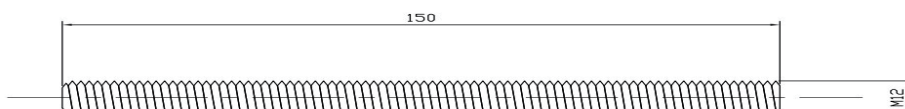


Code	AxB	H	CxD	Finish
39-G-BC-50S-190	100x100mm	15mm	50.5x50.5mm	Satin
39-G-BC-50S-M-190	100x100mm	15mm	50.5x50.5mm	Mirror

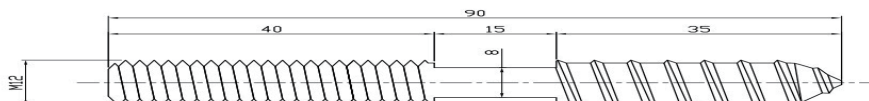
Stand Off



Code	D	L2	L1	Finish
39-G-38R-20	38mm	20mm	10mm	Satin
39-G-38R-20-M	38mm	20mm	10mm	Mirror
39-G-38R-30	38mm	30mm	10mm	Satin
39-G-38R-30-M	38mm	30mm	10mm	Mirror
39-G-38R-40	38mm	40mm	10mm	Satin
39-G-38R-40-M	38mm	40mm	10mm	Mirror
39-G-50R-20	50mm	20mm	10mm	Satin
39-G-50R-20-M	50mm	20mm	10mm	Mirror
39-G-50R-30	50mm	30mm	10mm	Satin
39-G-50R-30-M	50mm	30mm	10mm	Mirror
39-G-50R-40	50mm	40mm	10mm	Satin
39-G-50R-40-M	50mm	40mm	10mm	Mirror
39-G-50R-50	50mm	50mm	10mm	Satin
39-G-50R-50-M	50mm	50mm	10mm	Mirror



Code	Description	Packing
39-S-M12-150	M12 Stainless Steel Bolt 150mm	20/Bag



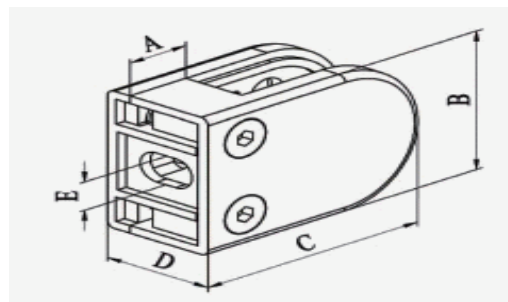
Code	Description	Packing
39-S-M12-90	M12 Stainless Steel Bolt For Timber 90mm	20/Bag
39-S-M12-100	M12 Stainless Steel Bolt For Timber 100mm	20/Bag



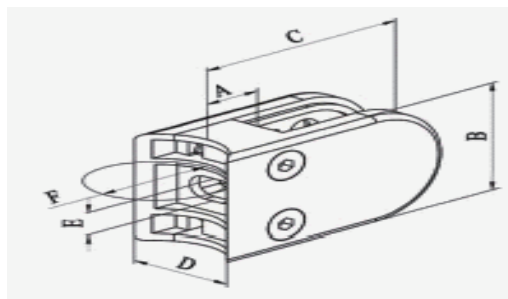
Code	Description
39-G-TOOL	Spanner Wrenches For Round Standoff Cap



Glass Clamp

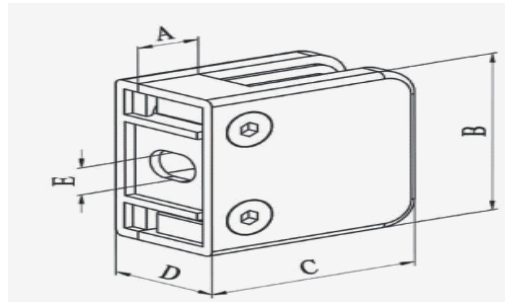



Code	A	B	C	D	E	Suit Glass	Finish
39-A1006	16mm	40mm	50mm	27.5mm	9mm	6mm,8mm,10mm	Satin
39-A1006-M	16mm	40mm	50mm	27.5mm	9mm	6mm,8mm,10mm	Mirror

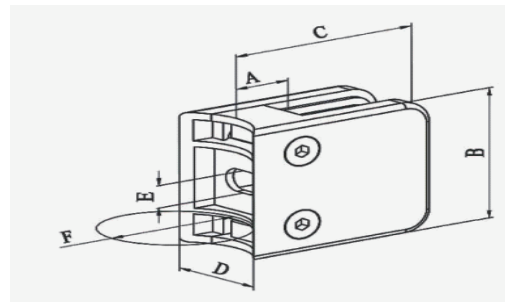


Code	A	B	C	D	E	F	Suit Glass	Finish
39-A-1008	16mm	40mm	50mm	27.5mm	9mm	38.1mm	6mm,8mm,10mm	Satin
39-A-1008-M	16mm	40mm	50mm	27.5mm	9mm	38.1mm	6mm,8mm,10mm	Mirror
39-A-1009	16mm	40mm	50mm	27.5mm	9mm	42.4mm	6mm,8mm,10mm	Satin
39-A-1009-M	16mm	40mm	50mm	27.5mm	9mm	42.4mm	6mm,8mm,10mm	Mirror
39-A-1010	16mm	40mm	50mm	27.5mm	9mm	50.8mm	6mm,8mm,10mm	Satin
39-A-1010-M	16mm	40mm	50mm	27.5mm	9mm	50.8mm	6mm,8mm,10mm	Mirror

Glass Clamp

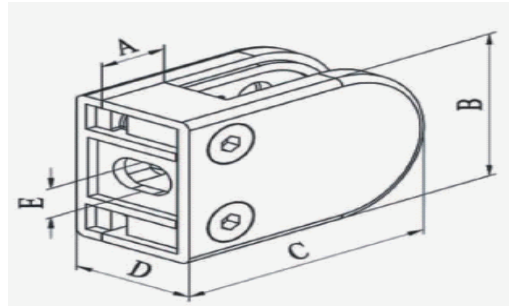



Code	A	B	C	D	E	Suit Glass	Finish
39-A1106	16mm	45mm	45mm	27.5mm	9.5mm	6mm,8mm,10mm	Satin
39-A1106-M	16mm	45mm	45mm	27.5mm	9.5mm	6mm,8mm,10mm	Mirror

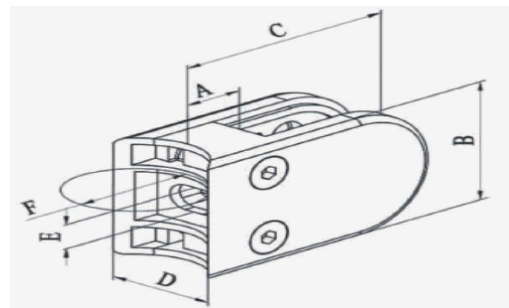


Code	A	B	C	D	E	F	Suit Glass	Finish
39-A-1108	16mm	45mm	45mm	27.5mm	9.5mm	38.1mm	6mm,8mm,10mm	Satin
39-A-1108-M	16mm	45mm	45mm	27.5mm	9.5mm	38.1mm	6mm,8mm,10mm	Mirror
39-A-1109	16mm	45mm	45mm	27.5mm	9.5mm	42.4mm	6mm,8mm,10mm	Satin
39-A-1109-M	16mm	45mm	45mm	27.5mm	9.5mm	42.4mm	6mm,8mm,10mm	Mirror
39-A-1111	16mm	45mm	45mm	27.5mm	9.5mm	50.8mm	6mm,8mm,10mm	Satin
39-A-1111-M	16mm	45mm	45mm	27.5mm	9.5mm	50.8mm	6mm,8mm,10mm	Mirror

Glass Clamp

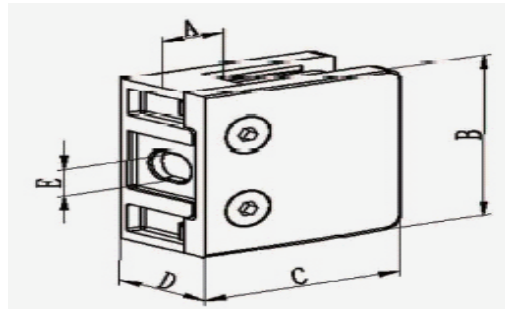



Code	A	B	C	D	E	Suit Glass	Finish
39-A1206	17.5mm	45mm	63mm	30mm	9mm	6mm,8mm,10mm,12mm	Satin
39-A1206-M	17.5mm	45mm	63mm	30mm	9mm	6mm,8mm,10mm,12mm	Mirror

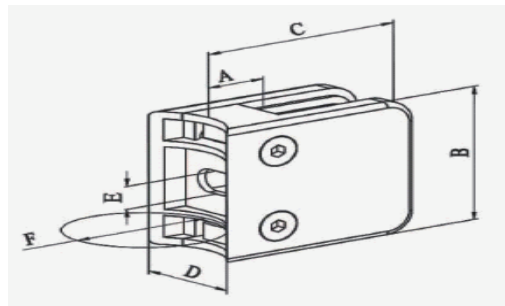


Code	A	B	C	D	E	F	Suit Glass	Finish
39-A-1207	17.5mm	45mm	63mm	30mm	9mm	38.1mm	6mm,8mm,10mm,12mm	Satin
39-A-1207-M	17.5mm	45mm	63mm	30mm	9mm	38.1mm	6mm,8mm,10mm,12mm	Mirror
39-A-1208	17.5mm	45mm	63mm	30mm	9mm	42.4mm	6mm,8mm,10mm,12mm	Satin
39-A-1208-M	17.5mm	45mm	63mm	30mm	9mm	42.4mm	6mm,8mm,10mm,12mm	Mirror
39-A-1210	17.5mm	45mm	63mm	30mm	9mm	50.8mm	6mm,8mm,10mm,12mm	Satin
39-A-1210-M	17.5mm	45mm	63mm	30mm	9mm	50.8mm	6mm,8mm,10mm,12mm	Mirror

Glass Clamp

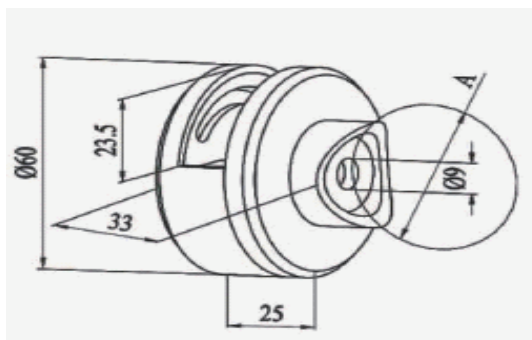


Code	A	B	C	D	E	Suit Glass	Finish
39-A-1306	16mm	55mm	55mm	31.5mm	9.5mm	6mm,8mm,10mm,12mm	Satin
39-A-1306-M	16mm	55mm	55mm	31.5mm	9.5mm	6mm,8mm,10mm,12mm	Mirror



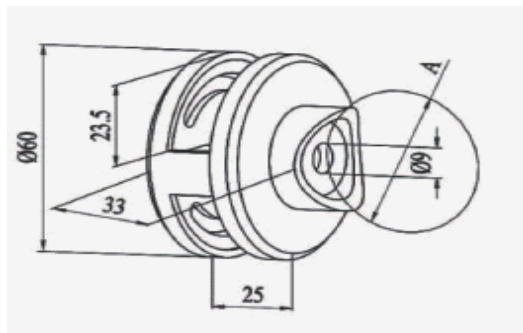
Code	A	B	C	D	E	F	Suit Glass	Finish
39-A-1307	16mm	55mm	55mm	31.5mm	9.5mm	38.1mm	6mm,8mm,10mm,12mm	Satin
39-A-1307-M	16mm	55mm	55mm	31.5mm	9.5mm	38.1mm	6mm,8mm,10mm,12mm	Mirror
39-A-1308	16mm	55mm	55mm	31.5mm	9.5mm	42.4mm	6mm,8mm,10mm,12mm	Satin
39-A-1308-M	16mm	55mm	55mm	31.5mm	9.5mm	42.4mm	6mm,8mm,10mm,12mm	Mirror
39-A-1310	16mm	55mm	55mm	31.5mm	9.5mm	50.8mm	6mm,8mm,10mm,12mm	Satin
39-A-1310-M	16mm	55mm	55mm	31.5mm	9.5mm	50.8mm	6mm,8mm,10mm,12mm	Mirror

Circular Glass Clamp



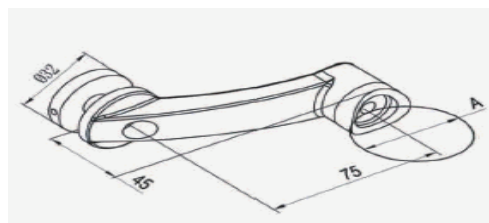
Code	A	Suit Glass	Finish
39-A-1405	Flat	6mm,8mm,10mm	Satin
39-A-1405-M	Flat	6mm,8mm,10mm	Mirror
39-A-1406	38.1	6mm,8mm,10mm	Satin
39-A-1406-M	38.1	6mm,8mm,10mm	Mirror
39-A-1403	42.4	6mm,8mm,10mm	Satin
39-A-1403-M	42.4	6mm,8mm,10mm	Mirror
39-A-1404	50.8	6mm,8mm,10mm	Satin
39-A-1404-M	50.8	6mm,8mm,10mm	Mirror

Circular Glass Clamp

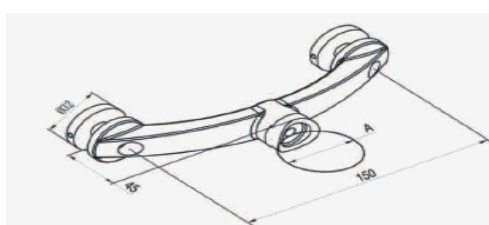


Code	A	Suit Glass	Finish
39-A-1400	Flat	6mm,8mm,10mm	Satin
39-A-1400-M	Flat	6mm,8mm,10mm	Mirror
39-A-1407	38.1	6mm,8mm,10mm	Satin
39-A-1407-M	38.1	6mm,8mm,10mm	Mirror
39-A-1401	42.4	6mm,8mm,10mm	Satin
39-A-1401-M	42.4	6mm,8mm,10mm	Mirror
39-A-1402	50.8	6mm,8mm,10mm	Satin
39-A-1402-M	50.8	6mm,8mm,10mm	Mirror

Glass Clamp

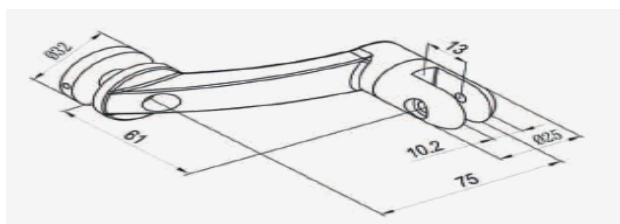


Code	A	Suit Glass	Finish
39-A-4005	Flat	6mm,8mm,10mm	Satin
39-A-4005-M	Flat	6mm,8mm,10mm	Mirror
39-A-4006	38.1	6mm,8mm,10mm	Satin
39-A-4006-M	38.1	6mm,8mm,10mm	Mirror
39-A-4007	42.4	6mm,8mm,10mm	Satin
39-A-4007-M	42.4	6mm,8mm,10mm	Mirror
39-A-4008	50.8	6mm,8mm,10mm	Satin
39-A-4008-M	50.8	6mm,8mm,10mm	Mirror

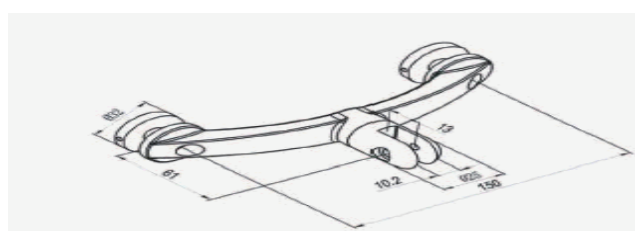


Code	A	Suit Glass	Finish
39-A-4009	Flat	6mm,8mm,10mm	Satin
39-A-4009-M	Flat	6mm,8mm,10mm	Mirror
39-A-4010	38.1	6mm,8mm,10mm	Satin
39-A-4010-M	38.1	6mm,8mm,10mm	Mirror
39-A-4011	42.4	6mm,8mm,10mm	Satin
39-A-4011-M	42.4	6mm,8mm,10mm	Mirror
39-A-4012	50.8	6mm,8mm,10mm	Satin
39-A-4012-M	50.8	6mm,8mm,10mm	Mirror

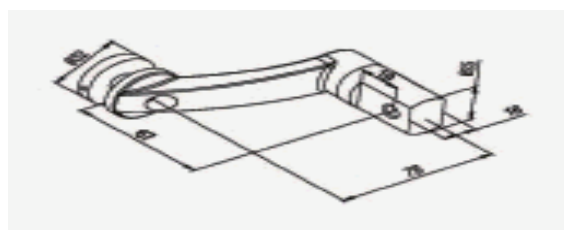
Glass Clamp



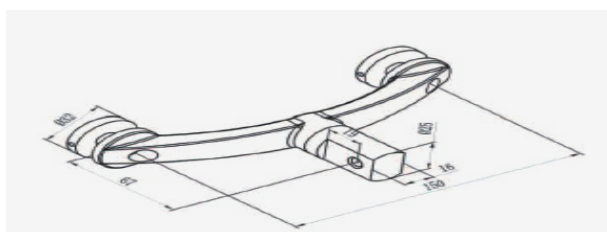
Code	Suit Glass	Finish
39-A-4003	6mm,8mm,10mm	Satin
39-A-4003-M	6mm,8mm,10mm	Mirror



Code	Suit Glass	Finish
39-A-4004	6mm,8mm,10mm	Satin
39-A-4004-M	6mm,8mm,10mm	Mirror



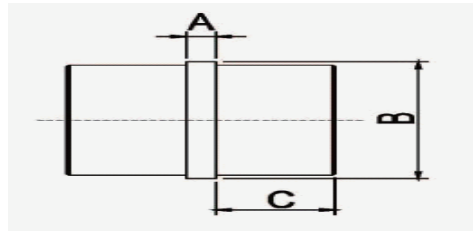

Code	Suit Glass	Finish
39-A-4001	6mm,8mm,10mm	Satin
39-A-4001-M	6mm,8mm,10mm	Mirror




Code	Suit Glass	Finish
39-A-4002	6mm,8mm,10mm	Satin
39-A-4002-M	6mm,8mm,10mm	Mirror



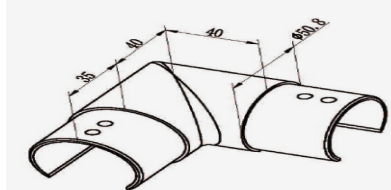
Handrail Connector



Code	A	B	C	Finish
39-A-4100	5mm	38.1mm	25mm	Satin
39-A-4100-M	5mm	38.1mm	25mm	Mirror
39-A-4103	5mm	50.8mm	25mm	Satin
39-A-4103-M	5mm	50.8mm	25mm	Mirror

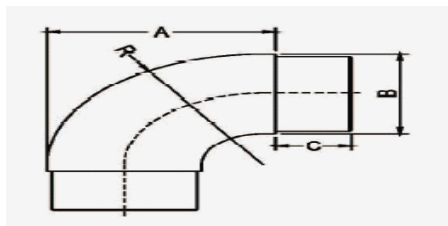


Code	Description	Finish
39-A4152	25.4mm 180° Single Slot Handrail Connector	Satin
39-A4152-M	25.4mm 180° Single Slot Handrail Connector	Mirror
39-A4153	38.1mm 180° Single Slot Handrail Connector	Satin
39-A4153-M	38.1mm 180° Single Slot Handrail Connector	Mirror
39-A4135	50.8mm 180° Single Slot Handrail Connector	Satin
39-A4135-M	50.8mm 180° Single Slot Handrail Connector	Mirror

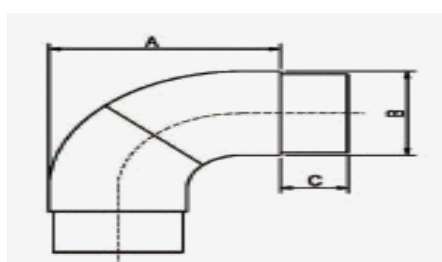


Code	Description	Finish
39-A-4146	90° Single Groove Elbowfor (φ25.4X1.2mm Single Gorove Tube)	Satin
39-A-4146-M	90° Single Groove Elbowfor (φ25.4X1.2mm Single Gorove Tube)	Mirror
39-A-4147	90° Single Groove Elbowfor (φ38.1X1.5mm Single Gorove Tube)	Satin
39-A-4147-M	90° Single Groove Elbowfor (φ38.1X1.5mm Single Gorove Tube)	Mirror
39-A-4136	90° Single Groove Elbowfor (φ50.8X1.5mm Single Gorove Tube)	Satin
39-A-4136-M	90° Single Groove Elbowfor (φ50.8X1.5mm Single Gorove Tube)	Mirror

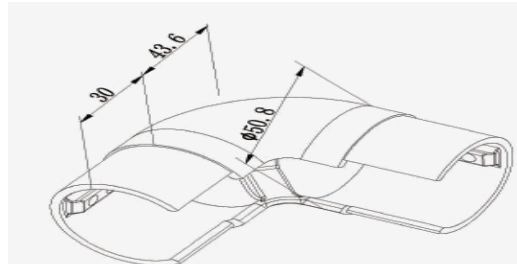
Elbow



Code	A	B	C	R	Finish
39-A-11017	82.4mm	38.1mm	25mm	82.4mm	Satin
39-A-11017-M	82.4mm	38.1mm	25mm	82.4mm	Mirror
39-A-4111	95.4mm	50.8mm	30mm	95.4mm	Satin
39-A-4111-M	95.4mm	50.8mm	30mm	95.4mm	Mirror



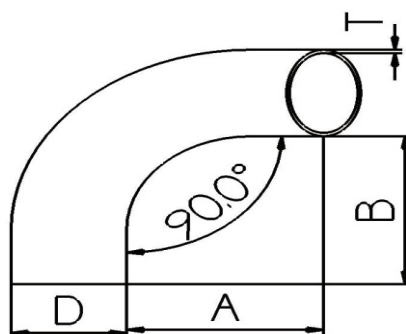
Code	A	B	C	Finish
39-A4144	55mm	38.1mm	25mm	Satin
39-A4144-M	55mm	38.1mm	25mm	Mirror
39-A-4141	70mm	50.8mm	30mm	Satin
39-A-4141-M	70mm	50.8mm	30mm	Mirror



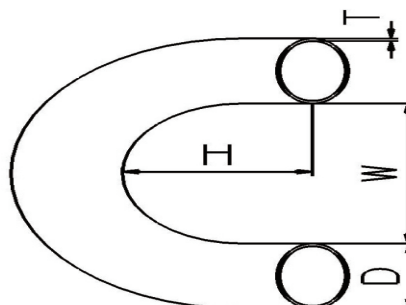
Code	Description	Finish
39-A-4142	90° Single Slot Handrail Connector	Satin
39-A-4142-M	90° Single Slot Handrail Connector	Mirror



Elbow

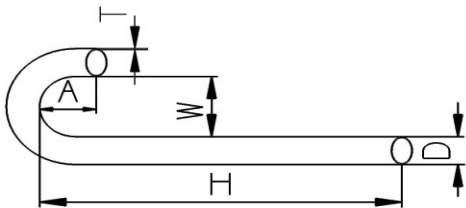


Code	A	B	D	T	Finish
39-ELBOW-38R-90	65mm	65mm	38.1mm	1.5mm	Satin
39-ELBOW-38R-90-M	65mm	65mm	38.1mm	1.5mm	Mirror
39-ELBOW-50R-90	80mm	80mm	50.8mm	1.5mm	Satin
39-ELBOW-50R-90-M	80mm	80mm	50.8mm	1.5mm	Mirror

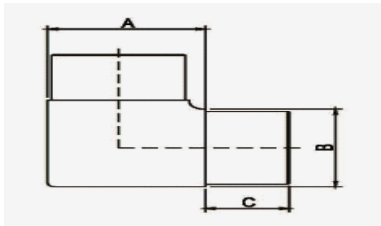


Code	W	H	D	T	Finish
39-ELBOW-38R-U	82mm	65mm	38.1mm	1.5mm	Satin
39-ELBOW-38R-U-M	82mm	65mm	38.1mm	1.5mm	Mirror
39-ELBOW-50R-U	110mm	80mm	50.8mm	1.5mm	Satin
39-ELBOW-50R-U-M	110mm	80mm	50.8mm	1.5mm	Mirror

Elbow

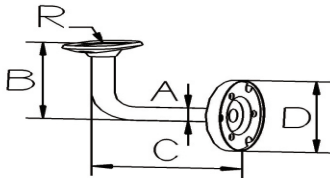


Code	W	H	D	A	T	Finish
39-ELBOW-38R-L	82mm	415mm	38.1mm	65mm	1.5mm	Satin
39-ELBOW-38R-L-M	82mm	415mm	38.1mm	65mm	1.5mm	Mirror
39-ELBOW-50R-L	110mm	450mm	50.8mm	80mm	1.5mm	Satin
39-ELBOW-50R-L-M	110mm	450mm	50.8mm	80mm	1.5mm	Mirror



Code	A	B	C	Finish
39-A-4148	45mm	38.1mm	25mm	Satin
39-A-4148-M	45mm	38.1mm	25mm	Mirror
39-A-4106N	60mm	50.8mm	30mm	Satin
39-A-4106N-M	60mm	50.8mm	30mm	Mirror

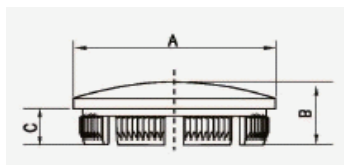
Wall Bracket



Code	A	B	C	D	Finish
39-WB-6886	14mm	68.6mm	86mm	66.6mm	Satin
39-WB-6886-M	14mm	68.6mm	86mm	66.6mm	Mirror

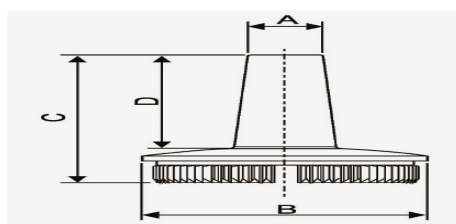


End Cap

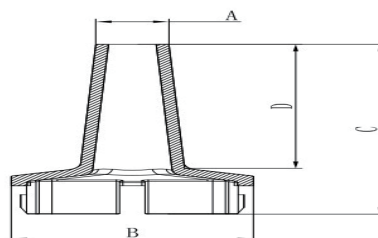



Code	A	B	C	Finish
39-A11016	25.4mm	15.6mm	10mm	Satin
39-A11016-M	25.4mm	15.6mm	10mm	Mirror
39-EC-38R	38.1mm	15.6mm	10mm	Satin
39-EC-38R-M	38.1mm	15.6mm	10mm	Mirror
39-EC-50R	50.8mm	17.6mm	10mm	Satin
39-EC-50R-M	50.8mm	17.6mm	10mm	Mirror

Post Reducer

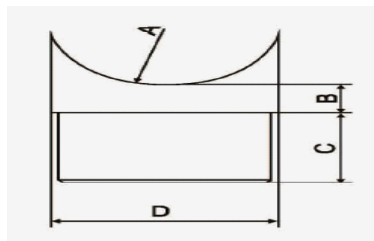


Code	A	B	C	D	Finish
39-HD-38R	10mm	38.1mm	50.4mm	36.7mm	Satin
39-HD-38R-M	10mm	38.1mm	50.4mm	36.7mm	Mirror
39-HD-50R	13mm	50.8mm	61.5mm	45mm	Satin
39-HD-50R-M	13mm	50.8mm	61.5mm	45mm	Mirror




Code	A	B	C	D	Finish
39-HD-38S	11.5mm	38.1x38.1mm	61mm	44.5mm	Satin
39-HD-38S-M	11.5mm	38.1x38.1mm	61mm	44.5mm	Mirror
39-HD-50S	13.9mm	50.8x50.8mm	66.4mm	49.5mm	Satin
39-HD-50S-M	13.9mm	50.8x50.8mm	66.4mm	49.5mm	Mirror

Rail Support



Code	A	B	C	D	Finish
39-AE4102	50.8mm	8mm	25mm	38.1mm	Satin
39-AE4102-M	50.8mm	8mm	25mm	38.1mm	Mirror
39-AE4123	50.8mm	10mm	25mm	50.8mm	Satin
39-AE4123-M	50.8mm	10mm	25mm	50.8mm	Mirror


Single Slot Square Tube



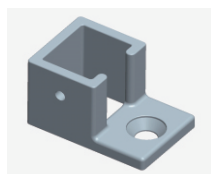
Code	Description	Finish
39-25S-S	Single Slot Square Tube 25.4mmX21mm(14mmx14mm) 5.8m	Satin
39-25S-S-M	Single Slot Square Tube 25.4mmX21mm(14mmx14mm) 5.8m	Mirror



Code	Description	Finish
39-A11002	End Cap For Single Groove Square Tube	Satin
39-A11002-M	End Cap For Single Groove Square Tube	Mirror



Code	Description	Finish
39-A11003	90 Degree Connector For Single Groove Square Tube	Satin
39-A11003-M	90 Degree Connector For Single Groove Square Tube	Mirror



Code	Description	Finish
39-A12001	Wall Flange For Single Groove Square Tube	Satin
39-A12001-M	Wall Flange For Single Groove Square Tube	Mirror



Code	Description	Finish
39-A11001	180° Single Slot Handrail Connector	Satin
39-A11001-M	180° Single Slot Handrail Connector	Mirror



Single Slot Round Tube



Code	Description	Finish
39-25R-S	Single Slot Round Tube 25.4mmX1.2mm(14mmx14mm)	Satin
39-25R-S-M	Single Slot Round Tube 25.4mmX1.2mm(14mmx14mm)	Mirror
39-38R-S	Single Slot Round Tube 38.1mmX1.5mm(15mmx15mm)	Satin
39-38R-S-M	Single Slot Round Tube 38.1mmX1.5mm(15mmx15mm)	Mirror
39-50R-S	Single Slot Round Tube 50.8mmX1.5mm(15mmx15mm)	Satin
39-50R-S-M	Single Slot Round Tube 50.8mmX1.5mm(15mmx15mm)	Mirror




Code	Description	Finish
39-50R-D	Double Slot Round Tube 50.8mmX1.5mm(15mmx15mm)	Satin
39-50R-D-M	Double Slot Round Tube 50.8mmX1.5mm(15mmx15mm)	Mirror



Code	Description	Finish
39-50R-C	Double Slot Round Tube 50.8mmX1.5mm(15mmx15mm)	Satin
39-50R-C-M	Double Slot Round Tube 50.8mmX1.5mm(15mmx15mm)	Mirror



Code	Description	Finish
39-6040-S	Single Slot Oval Tube 60mmX40mmx1.5mm(15mmx15mm)	Satin
39-6040-S-M	Single Slot Oval Tube 60mmX40mmx1.5mm(15mmx15mm)	Mirror



Code	Description	Finish
39-G-U-181518	U Channel 18mmX15mmx18mm	Satin
39-G-U-181518-M	U Channel 18mmX15mmx18mm	Mirror



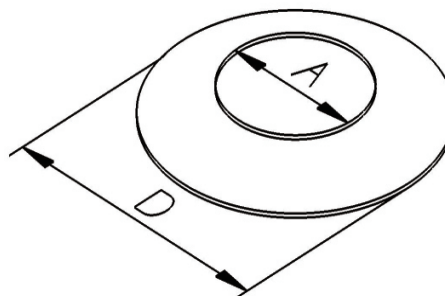
Code	Description	Finish
39-G-U-181518-C	90 Degree Connector For U Channel	Satin
39-G-U-181518-C-M	90 Degree Connector For U Channel	Mirror

Wall Bracket

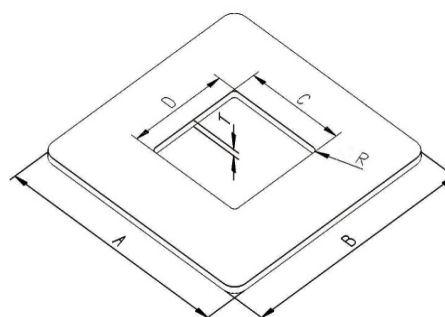



Code	Description	Finish
39-A5010	Wall Bracket For 25.4mm Round Tube	Satin
39-A5010-M	Wall Bracket For 25.4mm Round Tube	Mirror
39-A5005	Wall Bracket For 38.1mm Round Tube	Satin
39-A5005-M	Wall Bracket For 38.1mm Round Tube	Mirror
39-A5006	Wall Bracket For 50.8mm Round Tube	Satin
39-A5006-M	Wall Bracket For 50.8mm Round Tube	Mirror

Base Cover

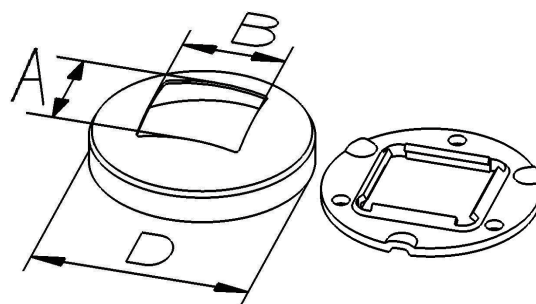



Code	A	D	Finish
39-BC-38R	38.6mm	90mm	Satin
39-BC-38R-M	38.6mm	90mm	Mirror
39-BC-50R	51.3mm	100mm	Satin
39-BC-50R-M	51.3mm	100mm	Mirror



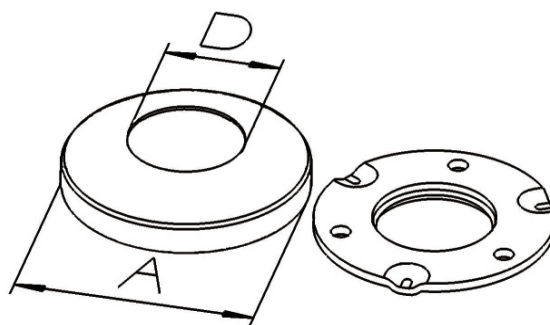
Code	AXB	CXD	T	Finish
39-BC-38S	90X90mm	38.6mmX38.6mm	2.0mm	Satin
39-BC-38S-M	90X90mm	38.6mmX38.6mm	2.0mm	Mirror
39-BC-50S	100X100mm	51.3mmX51.3mm	2.0mm	Satin
39-BC-50S-M	100X100mm	51.3mmX51.3mm	2.0mm	Mirror

Base Plate



Code	AxB	D	Finish
39-BP-38S	38.6x38.6mm	81mm	Satin
39-BP-38S-M	38.6x38.6mm	81mm	Mirror
39-BP-50S	51.3x51.3mm	91mm	Satin
39-BP-50S-M	51.3x51.3mm	91mm	Mirror

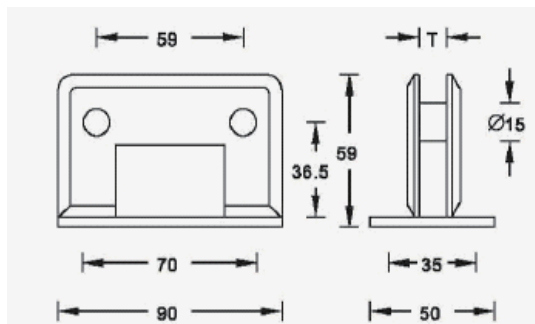

Base Plate



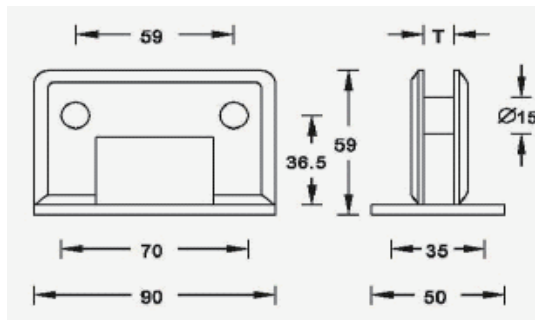
Code	A	D	Finish
39-BP-38R	81mm	38.6mm	Satin
39-BP-38R-M	81mm	38.6mm	Mirror
39-BP-50R	91mm	51.3mm	Satin
39-BP-50R-M	91mm	51.3mm	Mirror



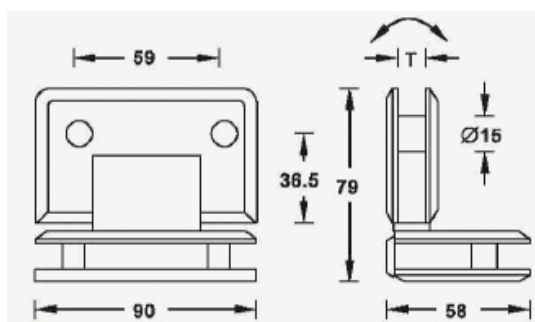
Shower Screen



Code	Description	Door Thickness (T)	Max Capacity
26-G5110	0° Glass Door Hinges	6mm-10mm	35kg/Pair

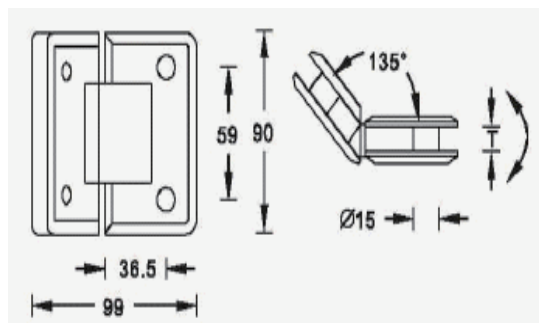



Code	Description	Door Thickness (T)	Max Capacity
26-G5210	90° Glass Door Hinges	6mm-10mm	35kg/Pair

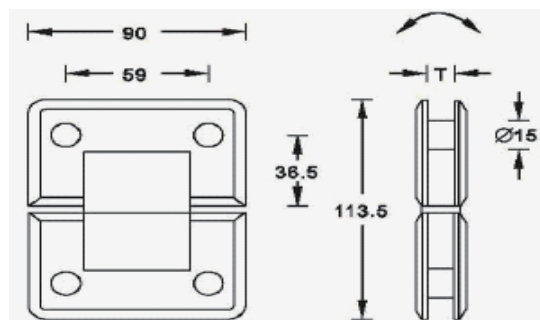


Code	Description	Door Thickness (T)	Max Capacity
26-G5210A	90° Glass Door Hinges	6mm-10mm	35kg/Pair

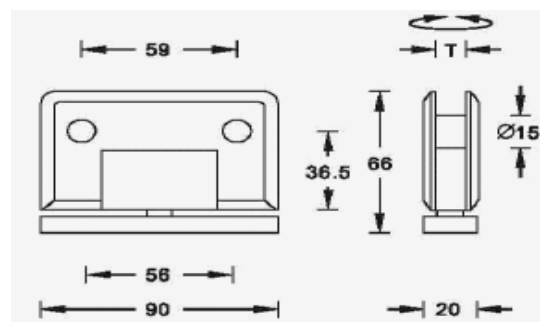
Shower Screen



Code	Description	Door Thickness (T)	Max Capacity
26-G5310	135° Glass Door Hinges	6mm-10mm	35kg/Pair

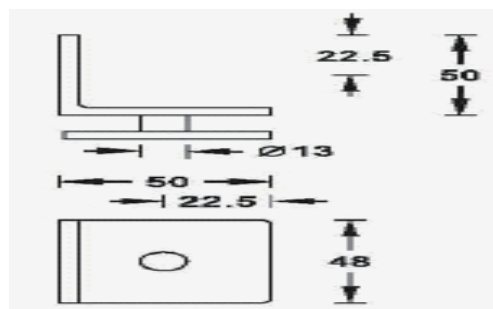



Code	Description	Door Thickness (T)	Max Capacity
26-G5410	180° Glass Door Hinges	6mm-10mm	35kg/Pair

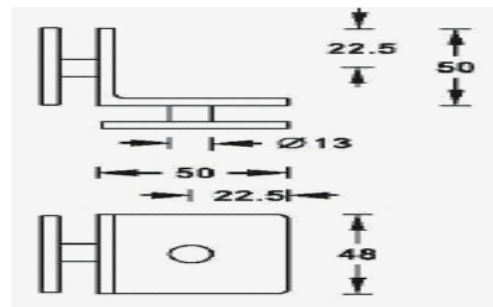


Code	Description	Door Thickness (T)	Max Capacity
26-G5510	360° Glass Door Hinges	6mm-10mm	35kg/Pair

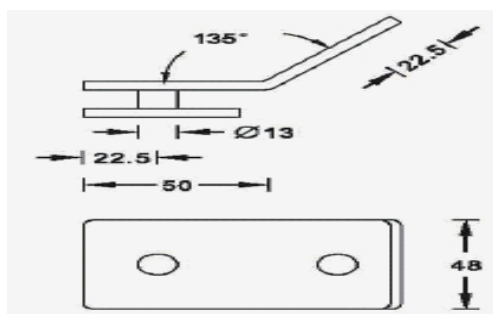

Shower Screen



Code	Description	Door Thickness	Max Capacity
26-G8131C	90° Glass Clip	6mm-10mm	15kg/Pair

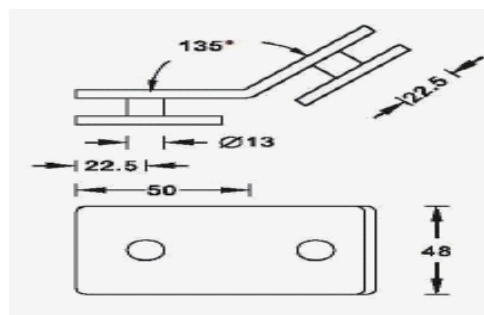



Code	Description	Door Thickness	Max Capacity
26-G8132C	90° Glass Clip	6mm-10mm	15kg/Pair

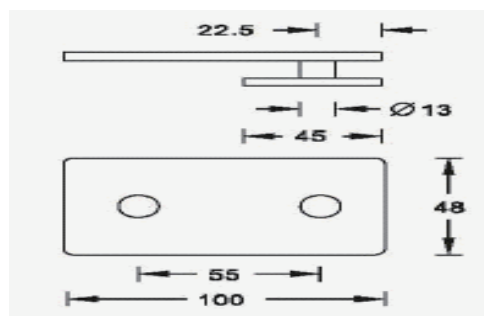



Code	Description	Door Thickness	Max Capacity
26-G8231C	135° Glass Clip	6mm-10mm	15kg/Pair

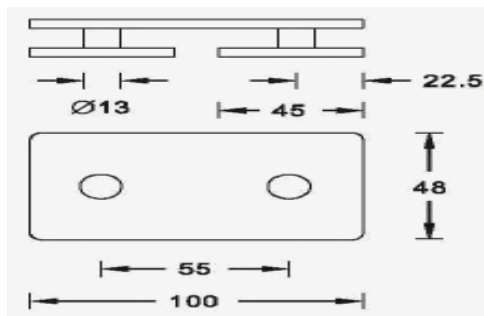

Shower Screen



Code	Description	Door Thickness	Max Capacity
26-G8132C	135° Glass Clip	6mm-10mm	15kg/Pair

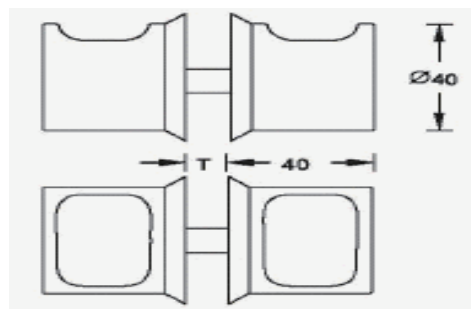


Code	Description	Door Thickness	Max Capacity
26-G8331C	180° Glass Clip	6mm-10mm	15kg/Pair

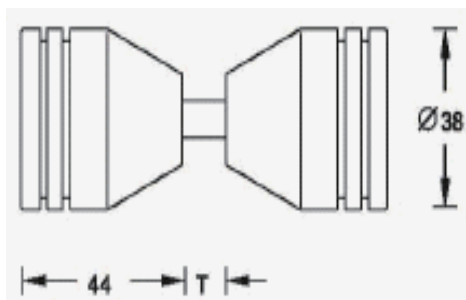


Code	Description	Door Thickness	Max Capacity
26-G8332C	180° Glass Clip	6mm-10mm	15kg/Pair

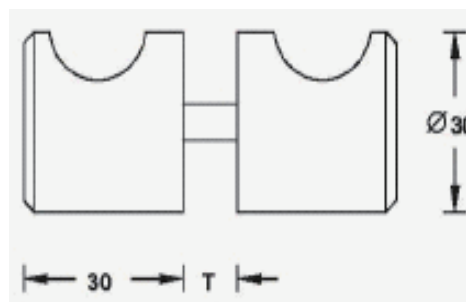
Shower Screen



Code	Description	Door Thickness (T)	Material
26-G8510C	Glass Door Knob	6mm-10mm	Copper



Code	Description	Door Thickness (T)	Material
26-G8511C	Glass Door Knob	6mm-10mm	Copper



Code	Description	Door Thickness (T)	Material
26-G8513C	Glass Door Knob	6mm-10mm	Copper

Bi-Metal - Hole Saw Set



Code	Description
60-25900710	LS-SO 7(7 Piece Set) Hole Saw Size:20mm,22mm,25mm,32mm,40mm
60-25900930	LS-SO 9(9 Piece Set) Hole Saw Size:20mm,22mm,25mm,32mm,40mm,51mm
60-25900020	LS-SO 13(13 Piece Set) Hole Saw Size:20mm,22mm,25mm,32mm,40mm,44mm,51mm 57mm 64mm

Grinding and Cutting Wheels



Grinding Wheels-General Purpose



Code	Packing	Description
60-69900126	25/Box	Grinding Wheel 100mm (4")
60-62011634	10/Box	Grinding Wheel 115mm (4.5")
60-62012634	10/Box	Grinding Wheel 125mm (5")

Flat Cutting Wheels-Premium



Code	Packing	Description
60-61339412	25/Box	Cutting Wheel 100mm (4") 1.0mm
60-61340412	25/Box	Cutting Wheel 115mm (4.5") 1.0mm
60-61341112	25/Box	Cutting Wheel 155mm (5") 1.0mm



Polifan(Flap Discs)



Code	Packing	Description
60-69300660	10/Box	Polifan 100mm(4") 40
60-69300661	10/Box	Polifan 100mm(4") 60
60-69300662	10/Box	Polifan 100mm(4") 80
60-69300687	10/Box	Polifan 100mm(4") 120
60-67764115	10/Box	Polifan 115mm(4.5") 40
60-67766115	10/Box	Polifan 115mm(4.5") 60
60-67768115	10/Box	Polifan 115mm(4.5") 80
60-69300356	10/Box	Polifan 115mm(4.5") 120
60-67764125	10/Box	Polifan 125mm(5") 40
60-67766125	10/Box	Polifan 125mm(5") 60
60-67768125	10/Box	Polifan 125mm(5") 80
60-69300298	10/Box	Polifan 125mm(5") 120